













JUNIORS

Rg.	Name	Jahrg.							Total
1	Manuel Berettera	ITA 2006	4.8 <u>13.050</u> 3	4.2 11.900 5	4.0 13.050 5	4.8 13.650 3	5.0 12.450 3	5.0 12.450 3	76.550
2	Tommaso Brugnamì	ITA 2006	5.0 <u>13.400</u> 1	4.0 12.050 4	4.1 13.300 1	4.8 14.050 1	4.1 10.900 13	4.4 10.550 16	74.250
3	Omar Ateyeh	SUI 2007	4.3 <u>12.100</u> 11	4.4 12.500 2	4.1 12.400 5	4.8 12.450 13	4.0 12.800 5	3.5 11.750 6	74.000
4	Kyano Schepers	BEL 2006	4.6 12.450 7	4.0 <u>10.950</u> 10	4.0 12.150 8	4.0 12.350 15	4.0 12.850 4	4.5 12.100 3	72.850
5	Elijah Faverus	NED 2006	4.7 12.700 5	4.0 <u>10.850</u> 11	4.4 13.200 2	4.8 13.800 3	4.1 10.150 15	3.7 11.750 5	72.450
6	Fynn Van Kampen	BEL 2006	4.5 11.650 14	3.2 <u>7.400</u> 16	4.1 12.100 9	4.0 13.050 9	3.9 10.850 15	3.7 11.250 14	66.300
7	Ben Schumacher	SUI 2008		4.3 <u>13.200</u> 1	4.2 11.950 12	4.0 13.000 10	4.2 13.250 1	4.1 11.900 5	63.300
8	Janic Fässler	SUI 2007	4.1 <u>11.800</u> 13	3.8 11.750 8	3.9 12.400 5	4.0 13.200 6	4.4 13.250 1		62.400
9	Aaron Enser	NED 2007	4.4 13.350 2		4.1 <u>10.950</u> 14	4.8 13.500 5	4.0 12.000 9	3.9 11.200 13	61.000
10	Gijs Franken	NED 2006	4.2 11.500 15	4.5 <u>11.800</u> 7	4.1 12.100 9	4.0 13.200 6		4.1 11.750 6	60.350
11	Antonio Di Maso	ITA 2006	4.7 <u>12.000</u> 12	4.2 11.300 9		5.2 14.750 1	4.0 12.600 4		50.650
12	Nico Oberholzer	SUI 2006	3.9 <u>12.200</u> 10			4.0 12.800 13	4.0 12.700 5	4.1 12.150 3	49.850
13	Victor Tournicourt	BEL 2006	4.8 12.450 7	4.5 <u>12.500</u> 2		4.8 13.100 8	4.1 11.600 11		49.650
14	Luca Leonel Manzaneda	ITA 2007	4.3 <u>12.400</u> 9		3.3 11.450 13	4.0 12.900 11		4.0 11.450 5	48.200
15	Simon Marchant	BEL 2006	3.9 <u>10.600</u> 16	3.7 <u>8.150</u> 15	3.4 10.950 14		3.2 7.100 16	3.4 11.350 10	48.150
16	Ivan Rigon	ITA 2008		3.8 <u>11.850</u> 6	3.9 12.400 5		4.4 12.400 8	4.1 11.200 12	47.850
17	Carlo Riesco	SUI 2006	3.9 <u>12.600</u> 6	3.8 9.450 12	4.0 12.600 4		3.9 12.000 5	4.1 11.300 11	46.650
18	Sami Soleban	NED 2008	4.6 12.850 4	3.8 <u>8.300</u> 14	4.0 12.000 11		3.7 11.650 10		44.800
19	Reduan Bottse	NED 2007		3.8 <u>9.000</u> 13		4.0 12.850 12	4.3 11.500 13	4.0 11.300 11	44.650
20	Bob Neyrinck	BEL 2006			2.7 <u>8.600</u> 16	2.8 11.900 16		3.5 10.700 15	31.200

JUNIORS

Rg.	Name	Jahrg.							Total
1	Italy		38.850 ²	35.800 ²	38.750 ¹	42.450 ¹	37.450 ²	35.100	228.400
	Manuel Berettera	ITA 2006	4.8 13.050	4.2 11.900	4.0 13.050	4.8 13.650	3.9 12.450	4.5 12.450	26.2 76.550
	Tommaso Brugnamì	ITA 2006	5.0 13.400	4.0 12.050	4.1 13.300	4.8 14.050	4.1 10.900	4.4 10.550	26.4 74.250
	Antonio Di Maso	ITA 2006	4.7 12.000	4.2 11.300		5.2 14.750	4.3 12.600		18.4 50.650
	Luca Leonel Manzaneda	ITA 2007	4.3 12.400		3.3 11.450	4.0 12.900		4.0 11.450	15.0 48.200
	Ivan Rigon	ITA 2008		3.8 11.850	3.9 12.400		4.4 12.400	4.1 11.200	16.2 47.850
2	Switzerland		36.900 ³	37.450 ¹	37.400 ²	39.000 ³	39.300 ¹	36.050 ¹	226.100
	Omar Ateyeh	SUI 2007	4.3 12.100	4.4 12.500	4.1 12.400	4.8 12.450	4.2 12.800	3.5 11.750	25.3 74.000
	Ben Schumacher	SUI 2008		4.3 13.200	4.2 11.950	4.0 13.000	4.7 13.250	4.1 11.900	20.8 63.300
	Janic Fässler	SUI 2007	4.1 11.800	3.8 11.750	3.9 12.400	4.0 13.200	4.4 13.250		20.2 62.400
	Nico Oberholzer	SUI 2006	3.9 12.200			4.0 12.800	4.0 12.700	4.0 12.150	15.4 49.850
	Carlo Riesco	SUI 2006	3.9 12.600	3.8 9.450	4.0 12.600			3.9 12.000	15.6 46.650
3	Netherlands		38.900 ¹	31.650 ³	37.300 ³	40.500 ²	35.150 ¹	34.800 ¹	218.300
	Elijah Faverus	NED 2006	4.7 12.700	4.0 10.850	4.4 13.200	4.8 13.800	4.1 10.150	3.9 11.750	25.3 72.450
	Aaron Enser	NED 2007	4.4 13.350		4.1 10.950	4.8 13.500	4.3 12.000	3.9 11.200	21.3 61.000
	Gijs Franken	NED 2006	4.2 11.500	4.5 11.800	4.1 12.100	4.0 13.200		4.1 11.750	20.3 60.350
	Sami Soleban	NED 2008	4.6 12.850	3.8 8.300	4.0 12.000		3.7 11.650		18.1 44.800
	Reduan Bottse	NED 2007		3.8 9.000		4.0 12.850	4.3 11.500	4.0 11.300	16.1 44.650
4	Belgium		36.550 ⁴	31.600 ⁴	35.200 ⁴	38.500 ⁴	35.300 ³	34.700 ¹	211.850
	Kyano Schepers	BEL 2006	4.6 12.450	4.0 10.950	4.0 12.150	4.0 12.350	4.3 12.850	4.3 12.100	25.2 72.850
	Fynn Van Kampen	BEL 2006	4.5 11.650	3.2 7.400	4.1 12.100	4.0 13.050	3.8 10.850	3.7 11.250	23.3 66.300
	Victor Tournicourt	BEL 2006	4.8 12.450	4.3 12.500		4.8 13.100	4.1 11.600		18.0 49.650
	Simon Marchant	BEL 2006	3.9 10.600	3.7 8.150	3.4 10.950		3.2 7.100	3.9 11.350	18.1 48.150
	Bob Neyrinck	BEL 2006			2.7 8.600	2.8 11.900	3.5 10.700	3.0 31.200	