







All-Around Results

Rank	Name	NOC Code	 x5						Total
			D E	A Total	Pen. Rk.	D E	A Total	Pen. Rk.	
1	SPAIN	ESP	13.9 6.950	8.000 28.850	0.00 1	13.9 6.950	7.950 28.800	0.00 1	57.650
2	RUSSIAN FEDERATION	RUS	13.0 6.600	7.450 26.950	-0.10 3	12.9 6.400	7.200 26.500	0.00 3	53.450
3	ISRAEL	ISR	13.0 6.200	7.550 26.700	-0.05 4	13.3 6.050	7.300 26.650	0.00 2	53.350
4	BELARUS	BLR	13.2 6.750	7.500 27.450	0.00 2	10.8 5.400	6.900 23.100	0.00 8	50.550
5	GERMANY	GER	11.4 5.500	7.300 24.200	0.00 10	12.4 6.300	7.450 26.150	0.00 5	50.350
6	BULGARIA	BUL	13.0 6.150	7.500 26.650	0.00 5	12.0 4.650	6.750 23.100	-0.30 9	49.750
7	UKRAINE	UKR	12.5 4.550	6.400 23.400	-0.05 12	13.0 5.850	7.350 26.200	0.00 4	49.600
8	FRANCE	FRA	12.3 5.900	7.200 25.400	0.00 7	11.4 5.150	6.600 22.850	-0.30 11	48.250
9	HUNGARY	HUN	12.5 6.000	7.100 25.550	-0.05 6	11.7 4.900	6.400 22.700	-0.30 14	48.250
10	POLAND	POL	11.9 5.900	7.450 25.200	-0.05 8	11.0 5.200	6.900 22.750	-0.35 13	47.950
11	AZERBAIJAN	AZE	12.1 5.050	6.950 24.100	0.00 11	10.6 5.600	6.350 22.550	0.00 15	46.650





All-Around Results



Rank	Name	NOC Code	 x5						Total
			D E	A Total	Pen. Rk.	D E	A Total	Pen. Rk.	
12	ROMANIA	ROU	10.9 5.450	6.900 23.250	0.00 13	11.1 5.400	6.500 23.000	0.00 10	46.250
13	ITALY	ITA	10.1 4.250	6.100 20.100	-0.35 21	11.5 6.250	6.950 24.700	0.00 6	44.800
14	SLOVAKIA	SVK	11.4 5.900	7.050 24.350	0.00 9	9.8 4.650	6.000 20.150	-0.30 21	44.500
15	FINLAND	FIN	10.4 4.250	5.950 20.000	-0.60 22	11.3 6.000	6.700 24.000	0.00 7	44.000
16	PORTUGAL	POR	10.6 4.650	6.500 21.750	0.00 15	9.7 5.550	6.250 21.450	-0.05 16	43.200
17	CYPRUS	CYP	10.3 3.300	6.650 20.250	0.00 20	10.9 5.400	6.500 22.800	0.00 12	43.050
18	GREECE	GRE	9.6 5.200	6.800 21.600	0.00 16	10.1 5.000	6.050 21.150	0.00 19	42.750
19	TÜRKİYE	TUR	10.7 4.550	6.400 21.350	-0.30 17	10.5 4.700	6.050 21.250	0.00 18	42.600
20	CZECHIA	CZE	10.7 5.350	6.700 22.750	0.00 14	9.1 3.950	5.900 18.650	-0.30 25	41.400
21	GREAT BRITAIN	GBR	9.1 4.550	6.300 19.900	-0.05 23	9.7 5.400	6.450 21.250	-0.30 17	41.150
22	LITHUANIA	LTU	10.3 4.100	6.000 20.400	0.00 19	9.3 4.150	6.050 18.900	-0.60 23	39.300



All-Around Results

Rank	Name	NOC Code	 x5						Total
			D E	A Total	Pen. Rk.	D E	A Total	Pen. Rk.	
23	AUSTRIA	AUT	9.1 5.200	6.100 20.400	0.00 18	8.4 4.300	5.850 18.550	0.00 26	38.950
24	NORWAY	NOR	8.0 3.850	5.850 17.700	0.00 25	9.5 4.750	6.300 20.550	0.00 20	38.250
25	GEORGIA	GEO	9.2 3.700	5.950 18.250	-0.60 24	9.4 4.050	5.600 18.750	-0.30 24	37.000
26	SLOVENIA	SLO	7.0 5.100	6.100 17.600	-0.60 26	8.4 5.250	5.500 19.150	0.00 22	36.750

NOTE Strike through (-) informs that the score is not involved in calculation.
Exclamation sign (!) at Difficulty score informs that score was under inquiry.

LEGEND  3 Hoops & 2x  5 Balls

D Difficulty **E** Execution **A** Artistry **Rk.** Ranking **Pen** Penalty **DNS** Did Not Start **DNF** Did Not Finish **DSQ** Disqualified **DQB** Unsportsmanlike Behavior