















## Team Final Results

Rank	Name	NOC Code													SJ Pen	Total
			D E	Total Rk. Pen.	D E	Total Rk. Pen.	D E	Total Rk. Pen.	D E	Total Rk. Pen.	D E	Total Rk. Pen.	D E	Total Rk. Pen.		
1	<b>Ukraine</b>	UKR	<b>41.033</b>		<b>43.899</b>		<b>41.866</b>		<b>42.499</b>		<b>44.899</b>		<b>41.566</b>			<b>255.762</b>
	KOVTUN Illia			6.5 8.466	14.966 2	5.3 7.966	13.266 20			7.0 8.800	15.800 1	5.9 8.500	14.400 1		<b>58.432</b>	
	VERNIAIEV Oleg		5.6 8.400	14.000 9	6.6 8.600	15.200 1	5.5 8.600	14.100 7	5.6 7.766	13.066 22	6.6 8.233	14.833 3	4.9 8.433	13.333 16		<b>84.532</b>
	RADIVILOV Igor					6.0 8.500	14.500 3	5.6 9.200	14.800 4							<b>29.300</b>
	CHEPURNYI Nazar		5.3 8.200	13.500 20					5.6 9.133	14.633 6	6.0 8.266	14.266 10				<b>42.399</b>
	STELMAKH Radomyr		5.9 7.733	13.533 19	6.0 7.733	13.733 10						5.5 8.333	13.833 8		<b>41.099</b>	
2	<b>Great Britain</b>	GBR	<b>42.566</b>		<b>42.032</b>		<b>41.866</b>		<b>45.133</b>		<b>43.533</b>		<b>40.299</b>			<b>255.429</b>
	FRASER Joe			6.0 8.500	14.500 4					6.0 8.800	14.800 4	5.8 7.333	13.133 22		<b>42.433</b>	
	HEPWORTH Harry					5.8 8.700	14.500 2	5.6 9.400	15.000 3							<b>29.500</b>
	JARMAN Jake		6.3 8.400	14.600 2	5.6 8.466	14.066 9	4.4 8.466	12.866 24	6.0 9.500	15.500 1	5.6 8.533	14.133 12	4.8 8.566	13.366 15		<b>84.531</b>
	TULLOCH Courtney		5.6 8.333	13.933 12		6.0 8.500	14.500 3	5.6 9.033	14.633 7							<b>43.066</b>
	HALL James		5.8 8.233	14.033 8	6.1 7.366	13.466 14				6.1 8.500	14.600 5	5.4 8.400	13.800 10		<b>55.899</b>	









## Team Final Results

Rank	Name	NOC Code													SJ Pen	Total
			D E	Total Rk. Pen.	D E	Total Rk. Pen.	D E	Total Rk. Pen.	D E	Total Rk. Pen.	D E	Total Rk. Pen.	D E	Total Rk. Pen.		
3	<b>Italy</b>	ITA	<b>41.666</b>		<b>42.266</b>		<b>41.332</b>		<b>42.832</b>		<b>43.032</b>		<b>41.432</b>			<b>252.560</b>
	ABBADINI Yumin		5.5 8.766	14.266 4	5.8 8.600	14.400 6	5.0 8.266	13.266 19	4.8 9.066	13.866 19		5.8 8.533	14.333 4		<b>70.131</b>	
	CASALI Lorenzo Minh		6.0 8.300	14.000 10	5.2 8.400	13.600 12	5.2 8.466	13.666 11	5.6 9.000	14.600 8	5.6 8.466	14.066 14			<b>69.932</b>	
	LEVANTESI Matteo										5.8 8.666	14.466 7	5.8 8.033	13.833 9		<b>28.299</b>
	LODADIO Marco						6.2 8.200	14.400 5								<b>14.400</b>
	MACCHIATI Mario		4.9 8.500	13.400 21	5.7 8.566	14.266 7			5.2 9.166	14.366 14	5.7 8.800	14.500 6	5.0 8.266	13.266 19		<b>69.798</b>
4	<b>Türkiye</b>	TUR	<b>41.266</b>		<b>38.499</b>		<b>42.399</b>		<b>43.899</b>		<b>41.733</b>		<b>40.233</b>			<b>248.029</b>
	ASIL Adem		5.5 8.100	13.300 23	4.9 8.500	13.400 17	6.3 8.366	14.666 1	6.0 9.033	15.033 2	5.6 8.500	14.100 13	4.6 8.533	13.133 21		<b>83.632</b>
	KOSAK Mehmet Ayberk		5.5 8.033	13.533 17	4.5 7.166	11.666 24	6.0 8.333	14.333 6								<b>39.532</b>
	KILICER Mert Efe				5.1 8.333	13.433 15							4.7 8.600	13.300 17		<b>26.733</b>
	SENER Kerem						5.2 8.200	13.400 16	5.2 9.266	14.466 10	5.5 8.233	13.733 21				<b>41.599</b>
	DODANLI Emre		5.9 8.533	14.433 3					5.2 9.200	14.400 12	5.2 8.700	13.900 17	5.6 8.200	13.800 11		<b>56.533</b>









## Team Final Results

Rank	Name	NOC Code													SJ Pen	Total
			D E	Total Rk. Pen.	D E	Total Rk. Pen.	D E	Total Rk. Pen.	D E	Total Rk. Pen.	D E	Total Rk. Pen.	D E	Total Rk. Pen.		
<b>5</b>	<b>Spain</b>	ESP	<b>41.665</b>		<b>40.332</b>		<b>40.532</b>		<b>43.066</b>		<b>41.365</b>		<b>40.765</b>			<b>247.725</b>
	ABAD Nestor		5.8 8.166	13.966 <b>11</b>			5.3 8.566	13.866 <b>9</b>	5.2 9.200	14.400 <b>12</b>	5.5 7.266	12.766 <b>24</b>	5.2 8.366	13.566 <b>12</b>		<b>68.564</b>
	DIALLO Thierno				5.6 7.833	13.433 <b>16</b>					5.9 8.266	14.166 <b>11</b>				<b>27.599</b>
	PLATA Joel		5.7 8.366	14.066 <b>7</b>	5.2 8.433	13.633 <b>11</b>	5.0 8.200	13.200 <b>21</b>					5.9 8.033	13.933 <b>6</b>		<b>54.832</b>
	MIR Nicolau		5.5 8.433	13.633 <b>16</b>			4.9 8.566	13.466 <b>13</b>	5.2 9.266	14.466 <b>10</b>	5.8 8.633	14.433 <b>8</b>	5.3 7.966	13.266 <b>20</b>		<b>69.264</b>
	CARRION CARO Daniel				5.2 8.066	13.266 <b>19</b>			5.2 9.000	14.200 <b>17</b>						<b>27.466</b>
<b>6</b>	<b>Israel</b>	ISR	<b>42.133</b>		<b>41.066</b>		<b>39.832</b>		<b>42.232</b>		<b>41.499</b>		<b>39.866</b>			<b>246.628</b>
	DOLGOPYAT Artem		6.4 8.700	15.100 <b>1</b>			4.5 8.500	13.000 <b>23</b>	5.2 9.166	14.366 <b>14</b>	5.3 8.500	13.800 <b>20</b>	4.9 8.533	13.433 <b>14</b>		<b>69.699</b>
	GULIDOV Pavel						5.5 7.866	13.366 <b>17</b>	5.2 9.033	14.133 <b>18</b>						<b>27.499</b>
	LIUBIMOV Ilia		5.0 8.633	13.633 <b>15</b>	5.8 8.366	14.166 <b>8</b>			4.8 9.033	13.733 <b>21</b>	5.5 8.333	13.833 <b>19</b>	4.8 7.300	12.100 <b>24</b>		<b>67.465</b>
	MYAKININ Alexander				5.8 7.800	13.600 <b>13</b>							5.9 8.433	14.333 <b>5</b>		<b>27.933</b>
	ZEIDEL Uri		5.4 8.100	13.400 <b>22</b>	5.2 8.100	13.300 <b>18</b>	5.1 8.366	13.466 <b>14</b>			5.3 8.566	13.866 <b>18</b>				<b>54.032</b>









## Team Final Results

Rank	Name	NOC Code													SJ Pen	Total
			D E	Total Rk. Pen.	D E	Total Rk. Pen.	D E	Total Rk. Pen.	D E	Total Rk. Pen.	D E	Total Rk. Pen.	D E	Total Rk. Pen.		
7	<b>Cyprus</b>	CYP	<b>42.132</b>		<b>39.632</b>		<b>40.366</b>		<b>40.466</b>		<b>41.732</b>		<b>42.066</b>			<b>246.394</b>
	GEORGIU Ilias		5.1 8.800	13.900 13	5.0 7.566	12.566 22	4.7 8.633	13.333 18	5.2 9.300	14.500 9	5.6 7.966	13.566 22	5.6 8.766	14.366 3		<b>82.231</b>
	GEORGIU Marios		5.4 8.666	14.066 6	5.7 8.700	14.400 5	4.8 8.233	13.033 22	4.4 7.866	11.966 23	6.1 8.833	14.933 2	5.9 8.500	14.400 1		<b>82.798</b>
	PILAKOURIS Sokratis						5.8 8.200	14.000 8								<b>14.000</b>
	CHARI Michalis		5.7 8.466	14.166 5	4.3 8.366	12.666 20										<b>26.832</b>
	ANGONAS Georgios							4.8 9.200	14.000	4.8 8.433	13.233 23	4.7 8.600	13.300 17			<b>40.533</b>
8	<b>Switzerland</b>	SUI	<b>39.999</b>		<b>39.532</b>		<b>40.866</b>		<b>42.865</b>		<b>42.432</b>		<b>39.665</b>			<b>245.359</b>
	BAUMANN Christian						5.3 8.500	13.800 10			6.2 7.866	14.066 15				<b>27.866</b>
	GIUBELLINI Luca		5.5 8.266	13.766 14	5.4 6.866	12.266 23			5.6 9.133	14.733 5						<b>40.765</b>
	GIUBELLINI Matteo		5.5 8.033	13.533 17	6.1 8.533	14.633 3	4.8 8.633	13.433 15	4.8 9.066	13.866 19		5.1 8.433	13.533 13			<b>68.998</b>
	SEIFERT Noe				5.3 7.333	12.633 21	5.0 8.633	13.633 12			6.1 8.300	14.400 9	5.8 6.466	12.266 23		<b>52.932</b>
	SERHANI Taha		5.5 7.200	12.700 24					5.2 9.066	14.266 16	5.6 8.366	13.966 16	5.7 8.166	13.866 7		<b>54.798</b>



## Team Final Results

Rank	Name	NOC Code							SJ Pen	Total
			D Total Rk. E Pen.	D Total Rk. E Pen.	D Total Rk. E Pen.	D Total Rk. E Pen.	D Total Rk. E Pen.	D Total Rk. E Pen.		

### LEGEND



Horizontal bar



Parallel bars



Vault



Rings



Pommel horse



Floor exercise

**E** Execution

**D** Difficulty

**Rk.** Ranking

**Pen** Penalty