















Team Results

Rank	Name	NOC Code													SJ Pen	Total
			D E	Total Rk. Pen.	D E	Total Rk. Pen.	D E	Total Rk. Pen.	D E	Total Rk. Pen.	D E	Total Rk. Pen.	D E	Total Rk. Pen.		
1	Italy	ITA	26.700		25.200		26.300		28.100		26.300		26.150			158.750
	BRUGNAMI Tommaso		4.8 8.700	13.500 5	4.3 7.450	11.750 49			4.8 9.350	14.150 5						39.400
	OPPIZZIO Davide						4.1 9.100	13.200 3			4.6 8.500	13.100 16	4.3 8.900	13.200 2		39.500
	VILLA Riccardo		4.8 8.400	13.200 14	4.9 8.550	13.450 4	4.3 8.800	13.100 7	5.2 8.850	13.950 12	4.6 8.600	13.200 12	4.5 8.450	12.950 4		79.850
2	Great Britain	GBR	27.000		26.800		25.350		27.600		26.150		25.650			158.550
	BANKS Oakley		4.8 8.450	13.250 13			4.2 8.600	12.800 17								26.050
	CROUCH Danny		5.0 8.750	13.750 1	4.6 8.600	13.200 8	3.9 8.650	12.550 29	4.8 9.000	13.800 16	3.8 9.200	13.000 19	4.1 8.750	12.850 7		79.150
	WARD Reuben				4.6 9.000	13.600 2			5.2 8.900	13.800 18	4.2 8.950	13.150 13	3.9 8.900	12.800 10		53.350
3	Switzerland	SUI	27.000		25.600		26.050		28.150		26.800		24.600			158.200
	GIUBELLINI Matteo		4.6 8.850	13.450 6	4.8 8.600	13.400 5	4.4 8.800	13.200 4	4.8 9.350	14.150 5	4.6 8.800	13.400 6				67.600
	IMHOF Jan		5.0 8.550	13.550 3			4.5 8.350	12.850 14	4.8 9.200	14.000 10	4.5 8.900	13.400 4	4.2 8.350	12.550 14		66.350
	RIVA Mirco				4.3 7.900	12.200 35						3.6 8.450	12.050 37			24.250









Team Results

Rank	Name	NOC Code													SJ Pen	Total
			D E	Total Rk. Pen.	D E	Total Rk. Pen.	D E	Total Rk. Pen.	D E	Total Rk. Pen.	D E	Total Rk. Pen.	D E	Total Rk. Pen.		
4	Spain	ESP	26.100		25.650		25.350		28.050		26.050		25.650			156.850
	CARRION CARO Daniel		4.6 8.550	13.150 15	4.4 8.350	12.750 20	4.3 8.400	12.700 21	5.2 9.200	14.400 2	4.5 8.750	13.250 10	4.3 8.550	12.850 8		79.100
	GIRALDEZ PEREZ Alvaro							4.4 9.250	13.650 23	3.9 8.900	12.800 25	3.9 8.900	12.800 10		39.250	
	RUIZ SANCHEZ Pablo		5.0 7.950	12.950 23	4.2 8.700	12.900 15	4.2 8.450	12.650 24								38.500
5	Germany	GER	26.000		25.200		25.800		27.300		26.050		25.850			156.200
	KOVALENKO Maxim						3.9 8.950	12.850 13	4.8 9.300	14.100 7	4.8 7.950	12.750 26				39.700
	MOUSICHIDIS Daniel		5.1 8.000	13.100 19	5.3 8.100	13.400 6						4.4 8.600	13.000 3		39.500	
	NISSINEN Jukka Ole		4.3 8.600	12.900 24	3.7 8.100	11.800 45	4.2 8.750	12.950 11	4.0 9.200	13.200 35	4.6 8.700	13.300 8	4.3 8.550	12.850 8		77.000
6	Ukraine	UKR	26.450		23.750		26.100		26.950		27.000		24.750			155.000
	PRUDKO Dmytro				4.0 6.400	10.400 73	4.4 8.700	13.100 8	4.0 9.000	13.000 45	5.0 8.400	13.400 7	3.9 8.400	12.300 21		62.200
	STELMAKH Radomyr		5.0 8.550	13.550 3	5.4 7.950	13.350 7	4.3 8.700	13.000 10	4.8 9.150	13.950 11	4.9 8.700	13.600 2	4.9 7.550	12.450 17		79.900
	YUZYFYSHYN Yulian		4.8 8.100	12.900 28												12.900









Team Results

Rank	Name	NOC Code													SJ Pen	Total
			D E	Total Rk. Pen.	D E	Total Rk. Pen.	D E	Total Rk. Pen.	D E	Total Rk. Pen.	D E	Total Rk. Pen.	D E	Total Rk. Pen.		
7	France	FRA	26.550		24.700		25.700		26.950		25.750		25.250			154.900
	FELICITE Manoah				4.8 7.950	12.750 21			4.8 8.900	13.700 22			3.6 8.700	12.300 19		38.750
	FERNANDES HENRIQUES Paco Pedro Armando		4.7 8.450	13.150 16			4.7 8.600	13.300 2	4.0 9.250	13.250 32	4.3 8.250	12.550 34				52.250
	MANSARD Anthony		4.9 8.500	13.400 8	3.7 8.250	11.950 41	4.2 8.200	12.400 44			4.5 8.700	13.200 11	4.5 8.450	12.950 4		63.900
8	Austria	AUT	25.950		26.300		25.000		28.000		25.550		24.450		1.0	154.250
	IVKIC Nicolas				4.0 8.800	12.800 18	4.0 8.600	12.600 27	4.8 9.200	13.900 13	3.4 8.750	12.150 52	3.7 8.550	12.250 24		63.700
	SCHWAIGER Alfred		4.0 8.650	12.650 36	4.8 8.700	13.500 3										26.150
	VETTER Gino		4.6 8.700	13.300 11			3.7 8.700	12.400 38	4.8 9.300	14.100 7	4.2 9.200	13.400 3	3.8 8.400	12.200 31		65.400
9	Netherlands	NED	26.450		24.950		25.750		28.150		24.950		24.700		1.0	153.950
	ABAIDI Amine		4.5 9.050	13.550 2	4.2 7.800	12.000 40	4.0 8.650	12.650 22	5.2 9.200	14.400 2			4.2 8.300	12.500 15		65.100
	FAVERUS Elijah		4.3 8.600	12.900 24	4.4 8.550	12.950 12			4.8 8.950	13.750 19	3.8 8.550	12.350 42				51.950
	HASSON Daniel						4.1 9.000	13.100 6			3.8 8.800	12.600 32	3.8 8.400	12.200 31		37.900









Team Results

Rank	Name	NOC Code													SJ Pen	Total
			D	Total Rk.	D	Total Rk.	D	Total Rk.	D	Total Rk.	D	Total Rk.	D	Total Rk.		
			E	Pen.	E	Pen.	E	Pen.	E	Pen.	E	Pen.	E	Pen.		
10	Turkey	TUR	25.400		24.650		25.700		26.500		26.100		24.650			153.000
	HAMARAT Volkan Arda		3.7	12.750 29			4.1	13.150 5			4.2	12.700 28	3.6	12.450 16		51.050
			9.050				9.050				8.500		8.850			
	KILICER Mert Efe		4.6	12.650 37	4.6	12.950 14			4.4	13.700 21	4.5	13.400 4				52.700
			8.350	0.300	8.350			9.300		8.900						
	TUAKLI Liu Carlo Mandela				4.4	11.700 51	4.2	12.550 31	4.8	12.800 58			3.5	12.200 29		49.250
					7.300		8.350		8.100	0.100			8.700			
11	Finland	FIN	25.600		24.650		25.450		27.350		26.100		23.750			152.900
	HARJU Aaro				3.8	12.100 37					4.1	12.250 28				24.350
					8.300						8.150					
	PIETARINEN Marcus Bohuut		4.6	12.650 38	4.3	12.550 26	4.1	12.800 16	4.0	12.900 50	4.1	13.000 21	4.1	11.500 48		75.400
			8.050		8.250		8.700		8.900		8.900		7.400			
	REIMAN Joona Kristian		4.8	12.950 22			4.3	12.650 26	5.6	14.450 1	4.6	13.100 16				53.150
			8.250	0.100			8.350		8.850		8.500					
12	Israel	ISR	25.550		23.250		25.350		26.350		25.050		25.550			151.100
	DOTSENKO Dmytro		4.0	12.450 46	4.0	11.850 44	4.2	12.900 12	4.0	12.750 59	4.5	12.600 33	4.5	13.550 1		76.100
			8.450		7.850		8.700		8.850	0.100	8.100		9.050			
	IOSCOVICH Eliran		4.6	13.100 18	4.3	11.400 56			4.4	13.600 25						38.100
			8.500		7.100			9.200								
	SNIR Ron						3.9	12.450 37			4.1	12.450 39	3.7	12.000 38		36.900
							8.550				8.350		8.300			









Team Results

Rank	Name	NOC Code													SJ Pen	Total								
			D E	Total Rk. Pen.	D E	Total Rk. Pen.	D E	Total Rk. Pen.	D E	Total Rk. Pen.	D E	Total Rk. Pen.												
13	Norway	NOR	25.850		23.150		24.950		27.200		25.150		24.650			150.950								
	KVAMSOEE Jakob						3.9	12.250	48	4.0	13.150	38		3.7	12.250	24	37.650							
	SPONEVIK Sebastian		4.8	13.400	7	4.5	12.700	23	4.2	12.700	20	5.2	14.050	9	4.0	13.100	14	4.0	12.400	18	78.350			
	STEINSVIK NILSEN Petter		8.600			8.200			8.500			8.950	0.100		9.100			8.400		34.950				
			4.3	12.450	47	3.0	10.450	71						3.4	12.050	58		8.650						
			8.150			7.450																		
14	Slovenia	SLO	25.050		25.550		24.750		26.000		25.550		23.750			150.650								
	BUCKLEY Kevin					4.4	13.000	10	4.1	12.200	52	4.0	12.650	64	4.2	12.500	37	3.7	11.550	44	61.900			
	HRIBAR Anze					5.1	12.700	35				4.2	12.550	31	4.8	13.350	31	3.9	13.050	18	3.7	12.200	30	63.850
	RAKOVIC Gregor		7.600						8.350			8.850	0.300		9.150			8.500			24.900			
			4.2	12.350	50	3.7	12.550	25																
			8.150			8.850																		
15	Czech Republic	CZE	25.850		22.900		25.350		27.100		25.700		23.600			150.500								
	BAGO Daniel		4.9	13.300	12				4.0	12.800	15	4.8	13.850	15	3.9	12.700	27	4.0	12.300	22	64.950			
	DURAK Miroslav		8.400						8.800			9.050			8.800			8.300			60.850			
	KAPLAN Daniel David		4.2	12.550	41	3.8	11.450	54	4.1	12.550	30				4.0	13.000	20	3.6	11.300	51	24.700			
			8.450	0.100		7.650			8.450						9.000			7.700						
						3.5	11.450	53				4.0	13.250	32										
						7.950						9.250												









Team Results

Rank	Name	NOC Code													SJ Pen	Total
			D E	Total Rk. Pen.	D E	Total Rk. Pen.	D E	Total Rk. Pen.	D E	Total Rk. Pen.	D E	Total Rk. Pen.				
16	Sweden	SWE	25.150		24.300		25.250		25.750		25.100		23.950			149.500
	IL-SUNG MELANDER Luis			4.1 12.250 31	5.0 13.600 1	4.0 12.700 62	4.8 12.850 24	3.6 12.300 19								63.700
	SMITH Jonathan		4.2 12.400 48	3.4 12.050 39	3.4 11.650 70		3.0 12.250 47									48.350
	SOEDERQVIST Jacob		4.3 12.750 30			4.0 13.050 41				3.3 11.650 42					37.450	
17	Armenia	ARM	25.000		23.050		25.650		25.050		25.750		23.200		1.0	148.700
	BAGHDASARYAN Erik		3.7 12.700 32	3.9 12.800 17	4.1 13.000 9	4.0 11.900 84	4.4 13.250 9	4.2 12.650 13								76.300
	GYULUMYAN Robert		4.1 13.300 10	4.1 11.250 59	4.1 12.650 23	4.0 13.150 38	3.9 12.500 35	3.8 10.550 74								73.400
18	Romania	ROU	25.650		22.650		24.650		26.000		23.650		24.250			146.850
	BORCA Flavius Sebastian		4.8 12.750 31			4.0 13.200 35	4.0 11.700 68									37.650
	MARCU Norbert			4.1 11.400 55	4.1 12.150 53	4.0 12.800 56		3.5 11.600 43								47.950
	PUICEA David		4.5 12.900 26	4.1 11.250 59	3.9 12.500 33		4.5 11.950 63	3.9 12.650 12								61.250









Team Results

Rank	Name	NOC Code													SJ Pen	Total
			D E	Total Rk. Pen.	D E	Total Rk. Pen.	D E	Total Rk. Pen.	D E	Total Rk. Pen.	D E	Total Rk. Pen.	D E	Total Rk. Pen.		
19	Azerbaijan	AZE	25.750		23.500		25.200		25.850		24.750		21.600			146.650
	AHMADZADA Rasul		5.0 8.150	13.150 17 3.6 11.350 57	3.6 7.750	11.350 57	4.0 8.500	12.500 34	4.0 9.200	13.100 40	4.3 8.800	13.100 15	4.0 6.750	10.750 66		73.950
	DAMIROV Ramin					4.1 8.600	12.700 18	5.2 7.650	12.750 61				3.4 7.450	10.850 62		36.300
	HASANOV Anar		4.6 8.000	12.600 39 8.050	4.1 12.150 36						4.1 7.550	11.650 70				36.400
20	Belgium	BEL	24.050		23.950		25.150		26.100		24.800		22.300			146.350
	BAUDUIN Cyril					4.2 8.300	12.500 35	4.8 9.050	13.550 28	3.9 8.250	12.150 53					38.200
	SCHEPERS Kyano		4.2 7.900	12.100 61 8.200	4.0 12.200 33							4.2 6.550	10.750 67		35.050	
	VANDEBERG Giel		4.1 7.850	11.950 67 7.650	4.1 11.750 48	4.2 8.450	12.650 24	4.0 8.850	12.550 65	4.1 8.550	12.650 31	3.7 7.850	11.550 44		73.100	
21	Slovakia	SVK	24.450		23.450		24.150		26.550		24.550		23.200			146.350
	KASALA Oliver		3.9 8.550	12.450 45 8.150	4.2 12.350 29	4.1 8.200	12.300 47	4.0 9.200	13.200 35	4.5 8.000	12.500 38	3.6 8.650	12.250 23		75.050	
	VIDRICKO Peter		4.2 7.800	12.000 63 7.800	3.3 11.100 62	3.6 8.550	11.850 64	4.0 9.350	13.350 30	3.4 8.650	12.050 58	3.2 7.750	10.950 55		71.300	









Team Results

Rank	Name	NOC Code													SJ Pen	Total
			D E	Total Rk. Pen.	D E	Total Rk. Pen.	D E	Total Rk. Pen.	D E	Total Rk. Pen.	D E	Total Rk. Pen.	D E	Total Rk. Pen.		
22	Luxembourg	LUX	24.700		22.950		23.500		27.550		24.200		22.950			145.850
	BRANDENBURGER Quentin		4.4 8.300	12.700 34	3.9 8.300	12.200 32	4.1 8.300	12.400 41	4.8 8.950	13.750 19	4.5 7.500	12.000 62	3.9 7.600	11.500 47		74.550
	FOLEY Ronan				2.8 7.950	10.750 67	2.7 8.400	11.100 77					3.4 8.050	11.450 49		33.300
	KAYSER Mathis		4.2 7.800	12.000 63					4.8 9.000	13.800 16	3.0 9.200	12.200 51				38.000
23	Poland	POL	23.350		23.700		24.150		26.200		23.400		22.500			143.300
	BRACKI Borys		4.1 7.150	11.250 80	3.7 8.050	11.750 47	3.9 8.050	11.950 62	4.0 8.950	12.950 46	4.0 8.300	12.300 46	2.7 8.050	10.750 64		70.950
	KUROWSKI Jakub						4.0 8.200	12.200 51	4.0 9.250	13.250 32						25.450
	KUZDRA Christian		3.9 8.200	12.100 60	4.0 7.950	11.950 42					3.4 7.700	11.100 81	3.4 8.350	11.750 41		46.900
24	Hungary	HUN	23.650		23.000		23.850		26.300		24.400		21.750			142.950
	GIRUS Kornel Botond		3.6 8.200	11.500 75	3.9 6.900	10.800 66					3.7 8.350	12.050 61	2.9 8.000	10.900 56		45.250
	NAGY Mark David		4.5 7.650	12.150 57	4.2 8.000	12.200 34	3.9 8.200	12.100 54	4.8 8.700	13.500 29	3.6 8.750	12.350 41	2.7 8.150	10.850 60		73.150
	UJVARI Benedek						3.7 8.050	11.750 67	4.0 8.800	12.800 57						24.550









Team Results

Rank	Name	NOC Code													SJ Pen	Total
			D E	Total Rk. Pen.	D E	Total Rk. Pen.	D E	Total Rk. Pen.	D E	Total Rk. Pen.	D E	Total Rk. Pen.	D E	Total Rk. Pen.		
25	Greece	GRE	23.150		26.000		23.350		24.600		23.500		21.550			142.150
	EMINIDIS Serafeim		3.6 7.800	11.400 77	4.4 8.550	12.950 12	3.8 8.200	12.000 60	3.2 9.100	12.300 72	4.1 7.350	11.450 74	2.7 7.950	10.650 69		70.750
	MELIKSETIAN Angelos Artases		4.4 7.550	11.750 72			3.6 7.750	11.350 74			3.3 8.750	12.050 57	3.6 7.300	10.900 58		46.050
	TSOULOS Nikolaos				4.3 8.750	13.050 9			3.2 9.100	12.300 72						25.350
26	Lithuania	LTU	23.750		25.850		20.250		25.200		24.700		21.100			140.850
	IMBRASAS Matas		3.8 7.950	11.450 76	4.6 6.750	11.350 58	2.7 7.200	9.600 87	3.2 9.200	12.300 71	3.5 8.550	12.050 60	3.0 7.500	10.500 75		67.250
	KOROBKOV Daniil		4.7 7.600	12.300 52			3.5 7.150	10.650 79	5.2 7.700	12.900 54			3.3 7.300	10.600 72		46.450
	PADEGIMAS Kristijonas				5.3 9.200	14.500 1					3.4 9.250	12.650 29				27.150
27	Cyprus	CYP	24.750		19.650		23.150		26.000		24.550		21.000			139.100
	MARKIDIS Kyriakos		4.4 8.550	12.950 21					4.8 8.850	13.650 24						26.600
	SAVVA Neofytos				3.9 6.800	10.700 68	3.9 7.450	11.350 75			3.4 8.900	12.300 44	3.5 6.650	10.150 77		44.500
	THEODOTOU Dimitris		3.5 8.300	11.800 70	2.5 6.450	8.950 83	3.7 8.100	11.800 66	4.0 8.450	12.350 70	3.1 9.150	12.250 48	3.3 7.550	10.850 61		68.000













Team Results

Rank	Name	NOC Code													SJ Pen	Total
			D	Total Rk.	D	Total Rk.	D	Total Rk.	D	Total Rk.	D	Total Rk.	D	Total Rk.		
			E	Pen.	E	Pen.	E	Pen.	E	Pen.	E	Pen.	E	Pen.		
28	Portugal	POR	24.600		22.100		23.750		25.800		18.950		22.250			137.450
	VIEGAS Hugo		4.3	12.200 54	2.6	9.500 79	3.9	11.700 69	4.0	12.900 50	2.8	7.700 87	3.8	11.500 46		65.500
	LECHAUD Luis		7.900		6.900		7.800		8.900		7.900	3.000	7.700			71.950
			4.1	12.400 49	4.7	12.600 24	3.4	12.050 56	4.0	12.900 48	3.0	11.250 79	3.2	10.750 65		
			8.300		8.200	0.300	8.650		9.000	0.100	8.250		7.550			
29	Iceland	ISL	22.850		19.800		22.200		25.450		23.750		21.500			135.550
	KRISTINSSON Ari Freyr				3.4	9.000 82										9.000
					5.600											
	RAGNARSSON Lukas Ari		3.6	10.900 81			3.1	11.400 73	3.2	12.500 67	2.5	11.700 66	2.2	10.700 68		57.200
			7.300				8.300		9.300		9.200		8.500			
	STEFANSSON Sigurdur Ari		4.0	11.950 66	3.3	10.800 65	2.6	10.800 78	4.0	12.950 46	3.0	12.050 56	2.6	10.800 63		69.350
			7.950		7.500		8.500	0.300	8.950		9.050		8.200			
30	Georgia	GEO	23.250		25.050		11.800		21.500		12.350		11.850			105.800
	DOLIDZE Dachi		4.2	12.500 44	5.2	12.750 22	3.1	11.800 65	1.6	9.600 89	4.1	12.350 43	3.4	11.850 40		70.850
			8.400	0.100	7.550		9.000	0.300	8.600	0.600	8.250		8.450			
	KASRADZE Gega		3.9	10.750 83	3.6	12.300 30			2.8	11.900 83						34.950
			6.850		8.700				9.100							



Team Results

Rank	Name	NOC Code													SJ Pen	Total					
			D	Total Rk.	D	Total Rk.	D	Total Rk.	D	Total Rk.	D	Total Rk.	D	Total Rk.							
			E	Pen.	E	Pen.	E	Pen.	E	Pen.	E	Pen.	E	Pen.							
31	Croatia	CRO	23.250		12.750		9.650		10.200		10.150		8.350			74.350					
	BARTOLEC Teo		4.5	12.550		42										12.550					
	KENDEL Marko		4.0	10.700	84	4.0	12.750	19	3.2	9.650	86	2.4	10.200	88	3.2	10.150	85	1.9	8.350	85	61.800
	NUSAK Vito		6.700			8.750		6.750	0.300	7.800		7.250	0.300	6.450						0.000	

LEGEND	 Horizontal bar	 Parallel bars	 Vault	 Rings	 Pommel horse	 Floor exercise
	E Execution	D Difficulty	Rk. Ranking	Pen Penalty		