











## APPARATUS GROUPS (FINAL)

RK NAME	NAT	5 BALLS						
		TOT	D1	D2	D	A	E	PEN
1 RUSSIA	 RUS	<b>28,325</b>	9,400	9,350	9,375	9,600	9,350	
2 BELARUS	 BLR	<b>27,900</b>	9,200	9,400	9,300	9,400	9,200	
3 ITALY	 ITA	<b>27,350</b>	9,100	9,000	9,050	9,500	8,800	
4 ISRAEL	 ISR	<b>26,800</b>	8,800	8,900	8,850	9,150	8,800	
5 JAPAN	 JPN	<b>26,625</b>	8,500	8,850	8,675	9,200	8,750	
6 FRANCE	 FRA	<b>26,250</b>	8,300	8,500	8,400	9,150	8,700	
7 GREECE	 GRE	<b>26,200</b>	8,600	8,800	8,700	9,000	8,500	
8 GERMANY	 GER	<b>25,950</b>	7,900	8,400	8,150	9,050	8,750	



## APPARATUS GROUPS (FINAL)

RK	NAME	NAT	2 HOOPS 3 RJ					PEN	
			TOT	D1	D2	D	A		E
1	ITALY	ITA	<b>28,200</b>	9,000	9,500	9,250	9,650	9,300	
2	BELARUS	BLR	<b>27,350</b>	8,800	9,000	8,900	9,400	9,050	
3	ISRAEL	ISR	<b>26,650</b>	8,300	9,000	8,650	9,200	8,800	
4	FRANCE	FRA	<b>26,400</b>	8,500	8,800	8,650	9,100	8,650	
5	UKRAINE	UKR	<b>26,000</b>	8,700	8,400	8,550	9,000	8,450	
6	GERMANY	GER	<b>25,550</b>	8,200	8,200	8,200	8,850	8,500	
6	RUSSIA	RUS	<b>25,550</b>	8,200	8,600	8,400	8,950	8,400	0,200
8	SPAIN	ESP	<b>24,850</b>	7,700	8,200	7,950	8,800	8,300	0,200