


#### INTERMEDIATE RESULTS WOMEN'S QUALIFICATION - ALL-AROUND AFTER SUBDIVISION 5 OF 10

FRI 7 OCT 2011 - 11:30

Rank	Bib	Name	NOC Code					Total
1	756	Haidu RO	ROU	14.366	13.833	<u>14.533</u>	13.733	<b>56.465</b>
2	596	Mitchell L	AUS	14.300	13.600	<u>14.033</u>	14.391	<b>56.324</b>
3	742	van Gerner C	NED	13.466	14.166	14.300	<u>13.533</u>	<b>55.465</b>
4	753	Porgras A	ROU	13.900	12.666	<u>14.400</u>	13.866	<b>54.832</b>
5	594	Little E	AUS	14.533	13.566	<u>13.533</u>	13.100	<b>54.732</b>
6	823	Lopez J	VEN	13.566	<u>13.966</u>	13.266	13.933	<b>54.731</b>
7	625	Lee C	CAN	13.733	13.800	<u>13.466</u>	13.633	<b>54.632</b>
8	685	Miloussi V	GRE	12.833	12.733	14.450	<u>13.400</u>	<b>53.416</b>
9	593	Brown GR	AUS	13.633	13.600	<u>13.266</u>	12.500	<b>52.999</b>
10	743	Goedkoop JR	NED	13.500	12.966	13.466	<u>13.066</u>	<b>52.998</b>
11	544	Maksiuta V	ISR	14.166	11.566	13.600	<u>13.583</u>	<b>52.915</b>
12	627	Vaculik K	CAN	13.666	12.966	<u>13.733</u>	12.466	<b>52.831</b>
13	736	Lago Serna AE	MEX	<u>13.700</u>	11.533	13.766	13.733	<b>52.732</b>
14	813	Elizarova D	UZB	13.166	12.866	<u>13.033</u>	13.666	<b>52.731</b>
15	530	Gomez Porras AS	GUA	14.366	<u>12.000</u>	13.466	12.708	<b>52.540</b>
16	744	Masela W	NED	13.966	12.000	13.000	<u>13.333</u>	<b>52.299</b>
17	518	Palesova K	CZE	13.233	13.166	13.033	<u>12.800</u>	<b>52.232</b>
18	814	Galiulina L	UZB	13.200	12.733	<u>13.000</u>	13.133	<b>52.066</b>
19	626	Pegg D	CAN	13.900	12.266	<u>12.200</u>	13.666	<b>52.032</b>
20	732	Garcia Rodriguez .	MEX	<u>12.933</u>	12.666	12.433	13.966	<b>51.998</b>
21	572	Adlerteg J	SWE	<u>13.400</u>	13.700	12.100	12.766	<b>51.966</b>
22	556	Pihan-Kulesza M	POL	13.641	11.708	12.900	<u>13.600</u>	<b>51.849</b>
23	571	Gustafsson I	SWE	<u>13.033</u>	13.700	12.166	12.933	<b>51.832</b>
24	504	Gasser B	AUT	<u>13.433</u>	13.100	12.700	12.500	<b>51.733</b>
25	746	Rijken M	NED	13.533	12.933	12.400	<u>12.866</u>	<b>51.732</b>
26	516	Erceg T	CRO	<u>13.366</u>	11.866	13.291	13.133	<b>51.656</b>
27	557	Janik G	POL	13.683	13.266	12.700	<u>11.866</u>	<b>51.515</b>
28	543	Rabinovitz R	ISR	13.466	12.300	13.266	<u>12.100</u>	<b>51.132</b>
29	533	Wong Hya	HKG	13.233	<u>11.166</u>	12.700	12.866	<b>49.965</b>
30	532	Yool Perez MD	GUA	13.233	<u>12.066</u>	13.100	11.500	<b>49.899</b>
31	567	Heldsinger A	RSA	<u>13.233</u>	12.100	12.233	12.133	<b>49.699</b>
32	735	Salazar Gutierrez	MEX	<u>13.666</u>	11.733	12.033	12.000	<b>49.432</b>
33	579	Phan THT	VIE	14.366	<u>10.900</u>	11.433	12.600	<b>49.299</b>
34	681	Mitrakou P	GRE	13.033	11.233	12.366	<u>12.500</u>	<b>49.132</b>
35	569	Homolova M	SVK	12.866	<u>11.666</u>	12.775	11.766	<b>49.073</b>
36	826	Rojas I	VEN	13.333	<u>11.466</u>	11.833	12.300	<b>48.932</b>
37	503	Haemmerle E	AUT	<u>13.166</u>	12.166	10.900	12.566	<b>48.798</b>
38	812	Abdusalimova D	UZB	13.133	9.633	<u>13.133</u>	12.866	<b>48.765</b>
39	577	Uctas G	TUR	<u>13.066</u>	11.000	11.300	13.333	<b>48.699</b>
40	561	Marques de Lima ZM	POR	<u>13.566</u>	10.233	12.066	12.766	<b>48.631</b>
41	502	Ecker L	AUT	<u>13.566</u>	10.833	11.633	12.566	<b>48.598</b>
42	568	Lim HW	SIN	13.066	<u>11.000</u>	12.400	11.966	<b>48.432</b>
43	815	Saparbaeva A	UZB	12.900	11.333	<u>11.400</u>	12.666	<b>48.299</b>
44	527	Urviikko A	FIN	13.400	11.933	10.433	<u>12.400</u>	<b>48.166</b>
45	566	Szabo N	RSA	<u>13.133</u>	11.300	11.900	11.733	<b>48.066</b>
46	529	Ojala R	FIN	13.133	11.133	10.700	<u>12.200</u>	<b>47.166</b>
47	528	Pietilae R	FIN	12.866	8.800	13.066	<u>12.433</u>	<b>47.165</b>
48	682	Stamatiadou D	GRE	11.833	10.066	12.266	<u>12.766</u>	<b>46.931</b>





#### INTERMEDIATE RESULTS WOMEN'S QUALIFICATION - ALL-AROUND AFTER SUBDIVISION 5 OF 10

FRI 7 OCT 2011 - 11:30

Rank	Bib	Name	NOC Code					Total
49	547	AZIMBAY M	KAZ	12.733	<u>10.366</u>	12.433	11.225	<b>46.757</b>
50	500	GALERA M	ARG	13.300	<u>9.700</u>	11.366	12.266	<b>46.632</b>
51	822	BRICENO FRONTADO F	VEN	13.400	<u>11.433</u>	10.666	11.100	<b>46.599</b>
52	523	PENA ABREU Y	DOM	13.933	<u>10.933</u>	10.333	11.366	<b>46.565</b>
53	562	MEJIAS RODRIGUEZ P	PUR	13.666	<u>9.566</u>	<u>11.300</u>	11.933	<b>46.465</b>
54	560	CHOON A	POR	<u>12.866</u>	10.600	10.833	12.166	<b>46.465</b>
55	576	MUTLU D	TUR	<u>13.166</u>	11.833	9.266	12.133	<b>46.398</b>
56	508	MILEVA R	BUL	12.900	<u>10.300</u>	11.500	11.600	<b>46.300</b>
57	548	SVILPAITE L	LTU	12.666	<u>10.733</u>	11.133	11.600	<b>46.132</b>
58	684	TSAKOU E	GRE	12.633	9.766	11.933	<u>11.733</u>	<b>46.065</b>
59	501	GEBESHIAN H	ARM	<u>12.500</u>	11.133	10.633	11.633	<b>45.899</b>
60	515	TKALCEC T	CRO	<u>13.533</u>	8.866	11.400	12.033	<b>45.832</b>
61	525	MAHMOUD EL SAID M.	EGY	12.300	11.033	<u>10.800</u>	11.300	<b>45.433</b>
62	517	MADIR D	CRO	<u>12.833</u>	9.500	11.300	11.633	<b>45.266</b>
63	578	DO TTH	VIE	12.800	<u>8.766</u>	11.166	12.133	<b>44.865</b>
64	539	Mc KENNA C	IRL	<u>12.733</u>	10.566	11.866	9.600	<b>44.765</b>
65	524	EL ZEINY SA	EGY	12.700	9.533	<u>11.700</u>	10.641	<b>44.574</b>
66	514	REGIDOR K	CRC	12.666	<u>10.133</u>	10.425	11.266	<b>44.490</b>
67	573	CHEN YC	TPE	12.700	<u>8.566</u>	11.833	11.266	<b>44.365</b>
68	521	LAURITSEN M	DEN	12.666	10.533	10.000	<u>11.100</u>	<b>44.299</b>
69	531	GRANDE FRANCO A	GUA	13.433	<u>9.966</u>	8.966	11.866	<b>44.231</b>
70	534	PRAHARA D	INA	12.800	10.466	10.700	<u>10.233</u>	<b>44.199</b>
71	751	PONOR C	ROU	14.766		<u>15.000</u>	14.200	<b>43.966</b>
72	565	WOHDAN S	QAT	12.833	<u>9.100</u>	10.966	11.033	<b>43.932</b>
73	526	TAMAN NM	EGY	13.100	7.408	<u>11.133</u>	12.133	<b>43.774</b>
74	575	WILLIAMS T	TRI	12.100	10.900	10.733	<u>10.000</u>	<b>43.733</b>
75	522	FURU M	DEN	12.500	9.266	10.166	<u>11.666</u>	<b>43.598</b>
76	542	SUTO A	ISL	12.766	<u>7.966</u>	11.166	11.200	<b>43.098</b>
77	546	LAWRENCE J	JAM	<u>13.833</u>	7.966	10.333	10.733	<b>42.865</b>
78	755	RACEA EA	ROU	14.400	13.666	<u>14.733</u>		<b>42.799</b>
79	554	CAMINO BONICELLI A	PER	<u>13.433</u>	9.233	9.000	10.966	<b>42.632</b>
80	574	MAI LIU HH	TPE	12.100	<u>7.800</u>	11.766	10.933	<b>42.599</b>
81	754	CHELARU DM	ROU	14.633	13.533		14.233	<b>42.399</b>
82	540	HERMANNSDOTTIR T	ISL	12.700	<u>6.533</u>	11.266	11.133	<b>41.632</b>
83	592	BRENNAN A	AUS	13.766		<u>14.125</u>	13.600	<b>41.491</b>
84	757	BULIMAR DL	ROU		12.433	<u>14.066</u>	14.400	<b>40.899</b>
85	621	GERBER M	CAN	13.566		<u>13.200</u>	13.800	<b>40.566</b>
86	555	SARANGO CASTILLO A	PER	<u>12.200</u>	8.366	10.233	9.566	<b>40.365</b>
87	545	WILLIAMS TA	JAM	<u>13.100</u>	3.500	12.908	10.833	<b>40.341</b>
88	597	MONCKTON MA	AUS	13.466	12.500	<u>14.166</u>		<b>40.132</b>
89	623	GARDINER M	CAN		13.066	<u>12.933</u>	12.766	<b>38.765</b>
90	734	ESTRADA MARTINEZ Y	MEX	<u>13.533</u>		13.116	12.066	<b>38.715</b>
91	737	MORENO MEDINA AC	MEX	<u>14.633</u>	10.866		12.900	<b>38.399</b>
92	825	PENA MUNOZ MY	VEN	13.533		11.766	12.400	<b>37.699</b>
93	824	MEDINA CHAVEZ YA	VEN	13.300	<u>12.600</u>		11.433	<b>37.333</b>
94	747	WEVERS L	NED		11.600	12.533	<u>12.933</u>	<b>37.066</b>
95	558	PLICHTA P	POL	13.633		12.033	<u>9.600</u>	<b>35.266</b>
96	686	SYRIGOU ANTONIOU A	GRE	12.533	10.800	11.891		<b>35.224</b>

INTERMEDIATE RESULTS  
WOMEN'S QUALIFICATION - ALL-AROUND  
AFTER SUBDIVISION 5 OF 10

FRI 7 OCT 2011 - 11:30

Rank	Bib	Name	NOC Code					Total
97	564	AL-HABSHI A	QAT	11.533	<u>7.866</u>	11.433		30.832
98	536	NURBAETI N	INA		9.991	9.566	<u>9.716</u>	29.273
99	595	MILLER L	AUS		14.300		13.600	27.900
100	624	LEBLOND-CHARTRAND	CAN	14.100	12.900			27.000
101	816	SOBIROVA I	UZB	12.866			12.566	25.432
102	733	CANTU MATA M	MEX		10.733	12.441		23.174
103	827	SOTILLO VILLANUEVA	VEN		<u>10.883</u>	12.066		22.949
104	541	BELANYI D	ISL		<u>9.483</u>	12.133		21.616
105	811	KARIMDJANOVA D	UZB		9.233	<u>11.200</u>		20.433
106	745	MOSHAGE Y	NED	13.600				13.600
107	519	SIKULOVA J	CZE	0.000			<u>12.333</u>	12.333
108	683	TRICHOPOULOU MM	GRE				<u>12.066</u>	12.066
109	538	Mc COO S	IRL			12.033		12.033

**Note:**  
Underlined totals indicates starting apparatus

**Legend:**  
Q Qualified for All-Around Final      Rx Reserve for All-Around Final

 Vault       Uneven Bars       Beam       Floor