













GROUPS ALL AROUND COMPETITION

RK	NAME	NAT	SCORE	NAT SCORE					PEN
				D1	D2	D	A	E	
1	ITALY	 ITA	55,750						
		5 HOOPS	27,950 (1)	8,800	9,500	9,150	9,550	9,250	
		2 ROPES 3 RIBBONS	27,800 (1)	9,100	9,300	9,200	9,500	9,100	
2	BELARUS	 BLR	55,500						
		5 HOOPS	27,750 (2)	8,600	9,400	9,000	9,500	9,250	
		2 ROPES 3 RIBBONS	27,750 (2)	8,900	9,100	9,000	9,550	9,200	
3	ISRAEL	 ISR	51,775						
		5 HOOPS	25,925 (3)	8,250	9,000	8,625	8,850	8,450	
		2 ROPES 3 RIBBONS	25,850 (3)	8,300	8,600	8,450	8,800	8,600	
4	GERMANY	 GER	51,075						
		5 HOOPS	25,775 (4)	7,750	9,100	8,425	8,850	8,500	
		2 ROPES 3 RIBBONS	25,300 (4)	7,900	8,300	8,100	8,700	8,500	
5	HUNGARY	 HUN	49,600						
		5 HOOPS	25,275 (6)	7,700	8,450	8,075	8,600	8,600	
		2 ROPES 3 RIBBONS	24,325 (7)	7,800	7,650	7,725	8,500	8,100	
6	BULGARIA	 BUL	49,350						
		5 HOOPS	25,700 (5)	7,800	8,700	8,250	8,750	8,700	
		2 ROPES 3 RIBBONS	23,650 (10)	7,800	8,200	8,000	8,350	7,500	0,200
7	CHINA	 CHN	48,400						
		5 HOOPS	24,650 (8)	6,800	8,100	7,450	8,400	8,800	
		2 ROPES 3 RIBBONS	23,750 (9)	7,400	8,400	7,900	8,450	7,600	0,200
8	SWITZERLAND	 SUI	47,375						
		5 HOOPS	22,900 (13)	6,100	8,400	7,250	8,400	7,650	0,400
		2 ROPES 3 RIBBONS	24,475 (5)	7,900	8,250	8,075	8,400	8,000	
9	GREECE	 GRE	46,800						
		5 HOOPS	25,000 (7)	7,900	8,300	8,100	8,500	8,400	
		2 ROPES 3 RIBBONS	21,800 (15)	8,000	7,200	7,600	8,100	6,500	0,400
10	JAPAN	 JPN	46,600						
		5 HOOPS	22,200 (15)	6,500	8,300	7,400	8,300	7,300	0,800



GROUPS ALL AROUND COMPETITION













RK	NAME	NAT	SCORE	D					PEN
				D1	D2	D	A	E	
10	JAPAN	 JPN	46,600						
		2 ROPES 3 RIBBONS	24,400 (6)	8,300	8,000	8,150	8,600	7,650	
11	CANADA	 CAN	45,950						
		5 HOOPS	23,900 (10)	7,500	8,100	7,800	8,200	7,900	
		2 ROPES 3 RIBBONS	22,050 (13)	6,200	7,400	6,800	8,150	7,500	0,400
12	UKRAINE	 UKR	45,900						
		5 HOOPS	22,000 (17)	6,800	7,700	7,250	7,900	7,500	0,650
		2 ROPES 3 RIBBONS	23,900 (8)	8,000	8,400	8,200	8,600	7,300	0,200
13	FINLAND	 FIN	45,250						
		5 HOOPS	22,850 (14)	6,200	7,100	6,650	8,350	7,850	
		2 ROPES 3 RIBBONS	22,400 (12)	7,000	7,800	7,400	8,200	6,800	
14	POLAND	 POL	44,850						
		5 HOOPS	23,050 (12)	6,700	7,600	7,150	8,400	7,500	
		2 ROPES 3 RIBBONS	21,800 (14)	6,900	7,000	6,950	8,100	6,750	
15	AUSTRIA	 AUT	44,675						
		5 HOOPS	23,075 (11)	6,150	8,200	7,175	8,200	7,700	
		2 ROPES 3 RIBBONS	21,600 (16)	6,800	7,300	7,050	7,750	7,000	0,200
16	UZBEKISTAN	 UZB	44,100						
		5 HOOPS	21,325 (19)	6,500	7,050	6,775	8,250	6,950	0,650
		2 ROPES 3 RIBBONS	22,775 (11)	6,900	7,650	7,275	8,250	7,650	0,400
17	KOREA	 KOR	41,650						
		5 HOOPS	20,975 (21)	6,000	7,250	6,625	7,800	6,750	0,200
		2 ROPES 3 RIBBONS	20,675 (17)	6,950	6,600	6,775	7,850	6,250	0,200
18	KAZAKHSTAN	 KAZ	41,375						
		5 HOOPS	22,100 (16)	5,950	7,650	6,800	7,950	7,350	
		2 ROPES 3 RIBBONS	19,275 (18)	6,300	6,750	6,525	7,700	5,850	0,800
19	AUSTRALIA	 AUS	40,425						
		5 HOOPS	21,175 (20)	4,300	7,050	5,675	7,950	7,550	
		2 ROPES 3 RIBBONS	19,250 (19)	6,000	6,600	6,300	7,350	6,000	0,400

FIG World Cup Series 2010

Adriatic Arena - Pesaro (Italy) - 27.08 - 29.08.2010



GROUPS ALL AROUND COMPETITION

RK	NAME	NAT	SCORE	NAT SCORE					
				D1	D2	D	A	E	PEN
20	NEW ZEALAND	 NZL	39,725						
	5 HOOPS		21,375 (18)	6,350	7,500	6,925	7,900	6,750	0,200
	2 ROPES 3 RIBBONS		18,350 (20)	6,100	6,800	6,450	7,300	5,200	0,600
21	FRANCE	 FRA	24,500						
	5 HOOPS		24,500 (9)	7,400	8,600	8,000	8,550	7,950	