







## Intermediate Team Results after day 1

Rank	Bib	NOC Name	 Score	 Score	 Score	 Score	Total
------	-----	----------	---	---	--	---	-------

**1 BLR - Belarus**

711	TRUBACH	Maryia	D 6.700 E 8.633 P (6)	7.150 8.766 (3)			31.249
712	MANAKHAVA	S. S.		6.900 8.666 (6)			15.566
713	RYBAKOVA	Anastasiya	D 7.275 E 8.833 P (2)				16.108
<b>Total</b>			31.441 (1)	31.482 (2)			<b>62.923</b>

**2 RUS - Russian Federation**

779	BRAVIKOVA	Iuliia	D 7.450 E 8.833 P (1)				16.283
780	POLIAKOVA	Veronika	D 5.850 E 8.100 P (23)				13.950
781	PETROVA	Olesya		7.200 8.833 (2)			16.033
782	ANNENKOVA	Irina		7.200 8.900 (1)			16.100
<b>Total</b>			30.233 (4)	32.133 (1)			<b>62.366</b>





**3 AZE - Azerbaijan**

707	PIRIYEVA	Zhala	D 7.300 E 8.800 P (3)	7.150 8.266 (7) 0.050			31.466
708	ISMAYILOVA	Zuleykha	D 6.550 E 8.533 P (9)	6.600 8.666 (9)			30.349
<b>Total</b>			31.183 (2)	30.632 (3)			<b>61.815</b>

**4 BUL - Bulgaria**

714	KALEYN	Boryana	D 6.600 E 8.566 P (7)	7.000 8.600 (5)			30.766
715	MARINOVA	Katerina	D 7.000 E 8.566 P (5)				15.566
716	ZAFIROVA	Erika		6.250 8.500 (13)			14.750
<b>Total</b>			30.732 (3)	30.350 (4)			<b>61.082</b>

Intermediate Team Results after day 1

Rank	Bib	NOC Name	 Score	 Score	 Score	 Score	Total
------	-----	----------	---	---	--	---	-------

**5 UKR - Ukraine**

799	KHANINA	Valeriya	D E P	6.425 8.433	14.858 (11)			14.858
800	MYZHERYTSKA	Diana	D E P	6.650 8.400 0.050	15.000 (11)			15.000
801	YAROSH	Yana	D E P	6.400 8.133	14.533 (14)			14.533
802	MULYK	Mariia	D E P	6.600 8.433	15.033 (10)			15.033
<b>Total</b>				30.033 (5)	29.391 (6)			<b>59.424</b>

**6 ITA - Italy**

755	VILUCCHI	Maria	D E P	6.150 8.366	14.516 (15)	6.300 8.200	14.500 (16)	29.016
756	PARRINI	Ginevra Fiore	D E P	6.175 8.466	14.641 (13)			14.641
757	CICCONCELLI	Letizia	D E P	6.900 8.433	15.333 (8)			15.333
758	MALAVASI	Arianna	D E P					
<b>Total</b>				29.157 (6)	29.833 (5)			<b>58.990</b>





**7 FIN - Finland**

734	GERGALO	Rebecca	D E P	6.650 8.166	14.816 (12)			14.816
735	KOLOMAINEN	Alesia	D E P	6.175 7.666	13.841 (24)	6.400 8.100	14.500 (17)	28.341
736	HIRVONEN	Helena	D E P	6.100 8.000	14.100 (21)			14.100
<b>Total</b>				27.941 (11)	29.316 (7)			<b>57.257</b>

**8 ISR - Israel**

751	ASHRAM	Linoy	D E P	7.300 8.366	15.666 (4)	7.250 8.466	15.716 (4)	31.382
752	GOLDMAN	Jennifer	D E P	5.250 7.333	12.583 (47)			12.583
753	MALAMUD	Naomi	D E P	5.550 7.433 0.050	12.933 (34)			12.933
<b>Total</b>				28.249 (9)	28.649 (8)			<b>56.898</b>

Intermediate Team Results after day 1

Rank	Bib	NOC	Name					Total
				Score	Score	Score	Score	

**9 HUN - Hungary**

747	KIS Alexandra	D		6.375	14.508			14.508
		E		8.133	(15)			
		P						
748	PIGNICZKI Fanni	D		5.650	13.683			13.683
		E		8.033	(20)			
		P						
749	SZAKALY Borbala	D	6.000	13.966				13.966
		E	7.966	(22)				
		P						
750	VARAY Mira	D	5.800	13.166				13.166
		E	7.366	(35)				
		P						
<b>Total</b>				27.132(16)	28.191(9)			<b>55.323</b>

**10 GRE - Greece**

745	KELAIDITI Eleni	D	6.600	14.800	6.850	14.983		29.783
		E	8.200	(12)	8.133	(10)		
		P						
746	MARTHA Georgia	D	5.800	13.500	5.600	11.966		25.466
		E	7.700	(29)	6.666	(52)		
		P			0.300			
<b>Total</b>				28.300(8)	26.949(11)			<b>55.249</b>





**11 BEL - Belgium**

709	COLLIN Anais	D	6.400	14.316	6.200	14.266		28.582
		E	7.916	(17)	8.066	(18)		
		P						
710	WYERS Kaat	D	5.300	12.966	5.750	13.350		26.316
		E	7.666	(39)	7.600	(25)		
		P						
<b>Total</b>				27.282(15)	27.616(10)			<b>54.898</b>

**12 ROU - Romania**

777	FILIORIANU Ana Luiza	D	6.600	15.133	5.800	13.633		28.766
		E	8.533	(8)	7.833	(21)		
		P						
778	VERDES Andreea	D	5.700	13.008	4.950	12.416		25.424
		E	7.308	(38)	7.466	(46)		
		P						
<b>Total</b>				28.141(10)	26.049(18)			<b>54.190</b>

Intermediate Team Results after day 1

Rank	Bib	NOC Name	 Score	 Score	 Score	 Score	Total
------	-----	----------	---	---	--	---	-------

**13 GEO - Georgia**

740	SHELIA	Viktorina	D 6.100 14.200 E 8.100 (18) P	5.625 12.700 7.075 (40)			26.900
741	VALIEVA	Elina	D 6.300 14.400 E 8.100 (16) P				14.400
742	ROKHVADZE	Ninia	D E P	5.000 12.766 7.766 (37)			12.766
<b>Total</b>			28.600 (7)	25.466 (21)			<b>54.066</b>

**14 EST - Estonia**

731	FROLOVA	Lana	D E P	5.500 13.200 7.700 (29)			13.200
732	KUKSOVA	Vasilina	D 5.800 13.800 E 8.000 (26) P				13.800
733	VARTLAAN	Janika	D 5.700 13.800 E 8.100 (25) P	5.350 13.250 7.900 (27)			27.050
<b>Total</b>			27.600 (12)	26.450 (15)			<b>54.050</b>





**15 ESP - Spain**

727	FERNANDEZ	QUILEZ	D E P				
728	SARRIAS	CECILIA Alba	D E P	5.650 13.450 7.800 (23)			13.450
729	ESQUERDO	FOSSAS Clara	D 5.850 13.216 E 7.666 (34) P 0.300				13.216
730	GOMEZ	JORQUERA Paula	D 6.075 14.175 E 8.100 (19) P	5.700 12.783 7.233 (36) 0.150			26.958
<b>Total</b>			27.391 (14)	26.233 (17)			<b>53.624</b>

**16 LAT - Latvia**

759	MIZUNE	Karolina	D E P	5.500 13.166 7.666 (31)			13.166
760	LEINA	Arina	D 5.550 13.383 E 7.833 (31) P				13.383
761	LIPKINA	Laima	D 5.750 13.666 E 7.916 (28) P	5.650 13.391 7.791 (24) 0.050			27.057
<b>Total</b>			27.049 (17)	26.557 (13)			<b>53.606</b>

Intermediate Team Results after day 1

Rank	Bib	NOC Name	 Score	 Score	 Score	 Score	Total
------	-----	----------	---	---	--	---	-------

17 GER - Germany

743	TIKHONOVICH Alexandra	D	5.450	13.250	5.375	12.908			26.158
		E	7.800	(33)	7.533	(35)			
		P							
744	TKALTSCHEWITSCH Lea	D	6.100	14.166	5.225	13.125			27.291
		E	8.066	(20)	7.900	(32)			
		P							
<b>Total</b>			27.416	(13)	26.033	(19)			<b>53.449</b>

18 MDA - Republic of Moldova

765	PESTUSCO Iulia	D	4.800	12.033	5.600	13.266			25.299
		E	7.233	(54)	7.666	(26)			
		P							
766	DOGOTARI Alexandra	D							
		E							
		P							
767	DULGHERU Nicoleta	D	6.225	14.525	6.325	13.591			28.116
		E	8.300	(14)	7.366	(22)			
		P			0.100				
<b>Total</b>			26.558	(18)	26.857	(12)			<b>53.415</b>





19 TUR - Turkey

795	CANKAYA Ecem	D	5.750	13.683	6.100	13.966			27.649
		E	7.933	(27)	7.866	(19)			
		P							
796	KIR Guler	D	5.000	12.700					12.700
		E	7.700	(42)					
		P							
798	BEKTAS Selen	D			5.000	12.533			12.533
		E			7.533	(42)			
		P							
<b>Total</b>			26.383	(19)	26.499	(14)			<b>52.882</b>

20 POL - Poland

770	KOSOULIEVA Angela	D			5.325	13.191			13.191
		E			7.866	(30)			
		P							
771	KOZIOL Natalia	D	5.550	12.150					12.150
		E	6.900	(52)					
		P	0.300						
772	WISNIEWSKA Julia	D	5.300	12.583					12.583
		E	7.333	(46)					
		P	0.050						
773	PIJANOWSKA Sonia	D			5.350	13.216			13.216
		E			7.866	(28)			
		P							
<b>Total</b>			24.733	(26)	26.407	(16)			<b>51.140</b>

Intermediate Team Results after day 1

Rank	Bib	NOC Name	 Score	 Score	 Score	 Score	Total
------	-----	----------	---	---	--	---	-------

21 CZE - Czech Republic

723	KOBYLKOVA Denisa	D E P	4.850 7.366 (49)	12.216			12.216
724	TOMKOVA Anna	D E P	5.800 7.266 (36)	4.775 7.533 (47)	12.308		25.374
725	NEMECKOVA Daniela	D E P	5.450 7.866 (32)				13.316
726	KONIGOVA Belinda	D E P					
<b>Total</b>			26.382 (20)	24.524 (22)			<b>50.906</b>

22 SLO - Slovenia

783	ZOREC Iza	D E P	4.225 7.700 (56)				11.925
784	KARNER Taja	D E P	4.900 8.100 (40) 0.050	5.100 7.666 (38)	12.766		25.716
785	PODGORSEK Aleksandra	D E P		5.500 7.500 (33)	13.000		13.000
786	JERMAN BUKAVEC Aja	D E P					
<b>Total</b>			24.875 (25)	25.766 (20)			<b>50.641</b>





23 FRA - France

737	AY Camille	D E P	5.250 7.800 (37)	4.800 7.666 (45)	12.466		25.516
738	DELENA Clara	D E P	4.850 7.666 (49)	4.475 7.300 (54)	11.775		24.291
739	JOVENIN Axelle	D E P					
<b>Total</b>			25.566 (22)	24.241 (23)			<b>49.807</b>

24 CYP - Cyprus

720	SIAMPTANI Myrofora	D E P	5.025 7.666 (43)	4.800 6.900 (59) 0.600	11.100		23.791
721	EVRIPIDOU Diamanto	D E P	5.700 7.733 (30)				13.433
722	KELIS Anna Valentina	D E P		5.000 7.533 (42)	12.533		12.533
<b>Total</b>			26.124 (21)	23.633 (26)			<b>49.757</b>

Intermediate Team Results after day 1

Rank	Bib	NOC Name	 Score	 Score	 Score	 Score	Total
------	-----	----------	---	---	--	---	-------

**25 AUT - Austria**

704	BREUSS Noelle	D	4.950	12.650	4.825	12.225			24.875
		E	7.700	(45)	7.400	(48)			
		P							
705	POTEMKINA Anastasia	D	5.075	12.675	4.650	11.850			24.525
		E	7.600	(44)	7.200	(53)			
		P							
<b>Total</b>			25.325 (23)		24.075 (25)				<b>49.400</b>

**26 LTU - Lithuania**

762	SPUCYTE Deimena	D	4.950	12.316	4.525	11.758			24.074
		E	7.366	(51)	7.233	(56)			
		P							
763	PRONCENKO Veronika	D	5.375	12.875					12.875
		E	7.500	(41)					
		P							
764	UDRAITE Danguole	D			4.575	11.658			11.658
		E			7.133	(57)			
		P			0.050				
<b>Total</b>			25.191 (24)		23.416 (29)				<b>48.607</b>





**27 SVK - Slovakia**

791	CECHOVA Alexandra	D							
		E							
		P							
792	TURCIAKOVA Karolina	D	5.025	12.558					12.558
		E	7.533	(48)					
		P							
793	BARANOVA Laura	D			4.825	10.225			10.225
		E			6.000	(62)			
		P			0.600				
794	PRITZOVA Kristina	D	4.600	11.966	5.150	12.733			24.699
		E	7.366	(55)	7.583	(39)			
		P							
<b>Total</b>			24.524 (27)		22.958 (30)				<b>47.482</b>

**28 CRO - Croatia**

717	VIDAKOVIC Mia	D			4.250	11.016			11.016
		E			6.766	(60)			
		P							
718	BOZIC Laura	D	4.700	12.033	5.150	12.616			24.649
		E	7.333	(53)	7.466	(41)			
		P							
719	STRNAD Rea	D	4.025	11.625					11.625
		E	7.600	(59)					
		P							
<b>Total</b>			23.658 (29)		23.632 (27)				<b>47.290</b>

Intermediate Team Results after day 1

Rank	Bib	NOC Name					Total
			Score	Score	Score	Score	

**29 NOR - Norway**

768	SWENSEN Emilie	D	4.400	11.733	4.700	12.166			23.899
		E	7.333	(58)	7.466	(50)			
		P							
769	WENBERG Karoline	D	4.250	10.983	4.750	12.050			23.033
		E	6.733	(62)	7.300	(51)			
		P							
<b>Total</b>			22.716	(31)	24.216	(24)			<b>46.932</b>

**30 POR - Portugal**

774	VIEIRA DOS SANTOS	D	4.600	11.833	5.175	12.508			24.341
		E	7.233	(57)	7.333	(44)			
		P							
775	LUIS SANTOS Beatriz	D			4.075	11.108			11.108
		E			7.033	(58)			
		P							
776	DE SOUSA E SILVA	D	4.100	11.466					11.466
		E	7.366	(60)					
		P							
<b>Total</b>			23.299	(30)	23.616	(28)			<b>46.915</b>

**31 SRB - Serbia**

787	ANDRIC Iva	D							
		E							
		P							
788	MAKSIMOVIC Sanja	D			4.000	10.933			10.933
		E			6.933	(61)			
		P							
789	RADULOVIC Stasa	D	5.150	12.416	4.575	11.775			24.191
		E	7.266	(50)	7.200	(55)			
		P							
790	OBRADOVIC Tamara	D	4.425	11.358					11.358
		E	6.933	(61)					
		P							
<b>Total</b>			23.774	(28)	22.708	(31)			<b>46.482</b>





**32 AND - Andorra**

701	PEREIRA CASCAO Jessica	D			2.750	9.516			9.516
		E			6.766	(63)			
		P							
702	RAMOS Andrea	D	3.500	10.766					10.766
		E	7.266	(63)					
		P							
703	FLINCH Judith	D	3.150	10.283	2.325	8.925			19.208
		E	7.133	(64)	6.600	(64)			
		P							
<b>Total</b>			21.049	(32)	18.441	(32)			<b>39.490</b>









### Intermediate Team Results after day 1

Rank	Bib	NOC Name	 Score	 Score	 Score	 Score	Total
------	-----	----------	---	---	--	---	-------

**Note:**  
Underlined totals indicates starting apparatus

**Legend:**  
 Hoop    
 Ball    
 Clubs    
 Ribbon

Swiss Timing Official Results Provider

