



	Totale	I						II				III				IV						
		D1	E1	D2	E2	Pen	Punt.	D	E	Pen	Punt.	D	E	Pen	Punt.	D	E	Pen	Punt.			
1 BRIXIA - Sq. A	205,500							52,550					51,000					51,300				
RUBAGOTTI PILAR	68,800	8,000	9,550	8,000	9,650		17,600	8,000	9,000		17,000	8,000	9,250		17,250	8,000	8,950		16,950			
VILLA GIORGIA	68,600	8,000	9,600	8,000	9,700		17,650	8,000	8,850		16,850	8,000	9,150		17,150	7,800	9,150		16,950			
BUSATO SOFIA	34,050							8,000	9,150		17,150	8,000	8,900		16,900							
MELITO MARTA	34,050	8,000	9,500	8,000	9,100		17,300									8,000	8,750		16,750			
2 BRIXIA - Sq. B	201,100							51,550					50,200					49,650				
PIGLIARU GIADA	67,850	8,000	9,100	8,000	9,200	-0,10(2)	17,100	8,000	8,950		16,950	8,000	8,700		16,700	8,000	9,100		17,100			
FINOTTI PAOLA	67,200	8,000	9,450	8,000	9,550		17,500	8,000	8,600		16,600	8,000	8,700		16,700	8,000	8,400		16,400			
CANTU ELISA	49,100							7,500	9,150		16,650	7,900	8,350		16,250	8,000	8,200		16,200			
ZAVA GAIA	16,950	8,000	9,000	8,000	8,900		16,950															
3 FRAT. SAVONESE	199,500							51,050					48,900					50,400				
REDEMAGNI MICHELA	68,425	8,000	9,550	8,000	9,500		17,525	8,000	9,300		17,300	8,000	8,950		16,950	8,000	8,650		16,650			
FIorentINO GRETA	66,175	8,000	9,250	8,000	8,500		16,875	7,500	8,950		16,450	8,000	8,750		16,750	8,000	8,100		16,100			
CHESSA BEATRICE	49,750	8,000	8,950	8,000	8,450	-0,10(2)	16,650					8,000	8,700		16,700	8,000	8,400		16,400			
KTHUPI SARA	15,150							6,200	8,950		15,150											
4 GYMNASIUM	199,425							51,025					50,600					48,550				
SIMONATO NICOLE	66,250	8,000	9,450	8,000	8,950	-0,10(1)	17,150	7,900	9,450		17,350	7,700	8,050		15,750	8,000	8,000		16,000			
RENOSTO GIORGIA	65,900	8,000	8,850	8,000	8,950		16,900	7,700	8,700		16,400	7,900	8,650		16,550	7,400	8,650		16,050			
FRANCESCHIN CAMILLA	33,825	8,000	9,200	8,000	8,750		16,975	7,900	8,950		16,850											
MORETTO SARA	33,450											8,000	8,250		16,250	8,000	9,200		17,200			
DALLA LIBERA REBECCA																						
COLOMBEROTTO NICLA																						
5 ARDOR	198,150							50,950					48,700					49,350				
MILITTI MARGOT	49,600	8,000	9,050	8,000	9,150		17,100	7,800	8,150		15,950					8,000	8,550		16,550			
DISARO' AURORA	49,200							7,900	8,400		16,300	8,000	8,500		16,500	8,000	8,400		16,400			
BAZZEGA BEATRICE	48,750							7,700	8,750		16,450	8,000	8,100		16,100	8,000	8,200		16,200			
NARDO MAYRA	17,050	8,000	9,200	8,000	8,900		17,050															
MAURI ROBERTA	16,800	8,000	8,350	8,000	9,250		16,800															
SORIANI MARTINA	16,750											8,000	8,750		16,750							



		Totale	D1	E1	D2	E2	Pen	Punt.	D	E	Pen	Punt.	D	E	Pen	Punt.	D	E	Pen	Punt.				
6	EALA ALZANO	197,775							51,525					50,650					48,300					47,300
	CAVAGNIS ELENA	67,500	8,000	9,350	8,000	8,950		17,150	7,700	8,900		16,600	8,000	9,150		17,150	8,000	8,600		16,600				
	ZACCARIA MICHELA	65,525	8,000	9,400	8,000	9,550		17,475	7,900	9,000		16,900	8,000	7,100		15,100	8,000	8,050		16,050				
	CANALI ALESSIA	47,600	8,000	9,150	8,000	8,750	-0,10(2)	16,900					8,000	8,050		16,050	7,300	7,350		14,650				
	SIMONELLI CHIARA	17,150							7,900	9,250		17,150												
	MESSINA VALENTINA																							
	NORIS SOFIA																							
7	ARTISTICA 81	197,300							51,050					47,400					48,650					50,200
	PADOVAN JODIE	66,150	8,000	9,100	8,000	9,000	-0,10(2)	17,000	6,700	9,000		15,700	7,600	9,050		16,650	7,900	8,900		16,800				
	BOBUL ELISABETTA	66,000	8,000	9,000	8,000	8,700		16,850	6,800	8,800		15,600	8,000	8,750		16,750	8,000	8,800		16,800				
	COLIZZA ILARIA	65,150	8,000	9,300	8,000	9,100		17,200	7,100	9,000		16,100	7,400	7,850		15,250	8,000	8,600		16,600				
8	GHISLANZONI GAL - Sq. A	197,275							51,225					50,150					47,900					48,000
	TODESCHINI LAURA	66,925	8,000	9,350	8,000	9,100		17,225	8,000	9,050		17,050	7,800	8,450		16,250	8,000	8,400		16,400				
	GALBUSERA ANNA	64,500	8,000	8,750	8,000	8,650		16,700	7,700	8,600		16,300	8,000	7,900	-0,10	15,800	7,900	7,800		15,700				
	RIGAMONTI MARA	49,050	8,000	9,200	8,000	9,400		17,300					8,000	7,850		15,850	8,000	7,900		15,900				
	CASTELNUOVO CHIARA	16,800							8,000	8,800		16,800												
	GUGLIELMANA MELISSA																							
9	GINN. GIGLIO	197,175							50,175					50,800					46,900					49,300
	BECATTINI SILVIA	66,400	8,000	9,100	8,000	8,800		16,950	8,000	9,300		17,300	8,000	7,900		15,900	7,900	8,350		16,250				
	GALARDINI SOFIA	66,075	8,000	8,900	8,000	9,050		16,975	7,600	8,850		16,450	8,000	8,100		16,100	8,000	8,550		16,550				
	CAINI SOFIA	64,700	8,000	8,100	8,000	8,400		16,250	7,900	9,150		17,050	8,000	6,900		14,900	8,000	8,500		16,500				
10	LA ROSA	196,525							51,325					49,650					46,600					48,950
	UNGARO FABIA	66,925	8,000	9,400	8,000	9,450	-0,10(1)	17,375	8,000	8,700		16,700	8,000	8,150		16,150	8,000	8,700		16,700				
	LONGO GIULIA	65,250	8,000	9,250	8,000	8,750		17,000	7,400	9,000		16,400	7,800	8,150		15,950	8,000	7,900		15,900				
	DOLCECANTO ALESSIA	64,350	8,000	9,050	8,000	8,850		16,950	8,000	8,550		16,550	7,800	6,700		14,500	7,900	8,450		16,350				
	CIAMPI GAIA																							



		Totale	D1	E1	D2	E2	Pen	Punt.	D	E	Pen	Punt.	D	E	Pen	Punt.	D	E	Pen	Punt.				
11	ESTATE 83	195,775							51,225					48,650					47,050					48,850
	SACCANI MICHELA	66,850	8,000	9,150	8,000	9,350		17,250	7,700	8,850		16,550	8,000	8,400		16,400	8,000	8,650		16,650				
	ROMANO CAMILLA	65,025	8,000	9,550	8,000	9,000		17,275	8,000	8,500		16,500	7,900	7,300		15,200	8,000	8,050		16,050				
	DANESI NICOLE	63,900	8,000	8,900	8,000	8,600	-0,10(1)	16,700	6,700	8,900		15,600	7,600	7,850		15,450	8,000	8,150		16,150				
	BARA GIADA																							
	STEFINI VERONICA																							
	DOTTI REBECCA																							
12	GAL GYM TEAM - Sq. A	194,900							49,750					47,800					48,100					49,250
	COLOMBO CLARA	66,850	8,000	8,600	8,000	9,000	-0,10(1)	16,750	8,000	8,650		16,650	8,000	8,550		16,550	8,000	8,900		16,900				
	MAGNI CAMILLA	64,600	8,000	8,800	8,000	8,600		16,700	7,300	8,550		15,850	7,900	8,100		16,000	8,000	8,050		16,050				
	AROSIO SOFIA	63,450	8,000	8,200	8,000	8,400		16,300	6,400	8,900		15,300	7,700	7,850		15,550	8,000	8,300		16,300				
13	PRO LISSONE	194,275							49,175					48,200					48,000					48,900
	GAZZANI ELEONORA	66,175	8,000	9,450	8,000	9,500		17,475	8,000	9,150		17,150	8,000	7,300		15,300	8,000	8,250		16,250				
	LEVATI LISA	64,675	8,000	8,150	8,000	8,300		16,225	6,300	9,100		15,400	8,000	8,450		16,450	8,000	8,600		16,600				
	SALVADORI LUCREZIA	32,300											7,800	8,450		16,250	7,800	8,250		16,050				
	MORO MARTINA	31,125	8,000	6,400	8,000	8,650	-0,10(2)	15,475	6,900	8,750		15,650												
	VIGANO' VITTORIA																							
14	OLOS GYM 2000 - Sq. A	194,225							50,475					48,500					47,700					47,550
	BORGHI BEATRICE	66,925	8,000	9,400	8,000	9,450		17,425	8,000	9,250		17,250	8,000	7,900		15,900	8,000	8,350		16,350				
	GRANATO MARTINA	65,750	8,000	8,750	8,000	8,550		16,650	7,700	8,900		16,600	8,000	8,450		16,450	8,000	8,050		16,050				
	BERARDI CHIARA	46,200	8,000	8,300	8,000	8,500		16,400	5,900	8,750		14,650					7,300	7,850		15,150				
	BERARDI IRENE	15,350											7,300	8,050		15,350								
15	ANDREA DORIA	193,625							51,125					45,500					48,400					48,600
	D'AMATO ASIA	65,200	8,000	9,150	8,000	9,050		17,100	6,400	9,350		15,750	7,900	8,350		16,250	7,500	8,600		16,100				
	D'AMATO ALICE	65,100	8,000	9,300	8,000	9,200		17,250	6,900	8,500		15,400	7,900	7,800		15,700	7,900	8,850		16,750				
	CEVALLOS TORREZ DENISE	63,325	8,000	8,700	8,000	8,850		16,775	7,600	6,750		14,350	8,000	8,450		16,450	8,000	7,750		15,750				
	CORSI ELENA MARIA																							
	RUSSO COSTANZA																							



		Totale	D1	E1	D2	E2	Pen	Punt.	D	E	Pen	Punt.	D	E	Pen	Punt.	D	E	Pen	Punt.				
16	LA FENICE 2009 - Sq. C	191,425							50,625					47,700					44,250					48,850
	PANTALEONE GIULIA	65,875	8,000	9,200	8,000	9,250		17,225	8,000	8,600		16,600	8,000	7,650		15,650	7,900	8,500		16,400				
	PONZIANI ALICE	62,475	8,000	8,700	8,000	8,750		16,725	6,800	8,100		14,900	8,000	6,250		14,250	8,000	8,600		16,600				
	BIGINELLI MAIA	46,400							7,300	8,900		16,200	7,500	6,850		14,350	7,800	8,050		15,850				
	COLACECI GIULIA	16,675	8,000	8,500	8,000	8,850		16,675																
	SMETS BENTE																							
17	SAMPIETRINA - Sq. A	191,000							50,350					46,800					46,000					47,850
	SBORCHIA ARIANNA	63,375	8,000	8,300	7,500	8,850		16,325	6,900	8,550		15,450	8,000	7,600		15,600	7,900	8,100		16,000				
	BIGNOTTI MELISSA	62,925	8,000	8,950	8,000	9,000		16,975	6,600	8,500		15,100	7,700	6,700		14,400	8,000	8,450		16,450				
	PASINATO GRETA	32,450	8,000	9,100	8,000	9,000		17,050									7,900	7,500		15,400				
	POZZOLI MARTINA	32,250							7,800	8,450		16,250	7,800	8,200		16,000								
18	ASA CINISELLO	189,750							50,650					45,650					47,400					46,050
	BOZZI MIRIAM	64,275	8,000	8,600	8,000	8,750		16,675	8,000	8,400		16,400	7,600	8,100		15,700	7,300	8,200		15,500				
	DE TULLIO MATILDE	63,175	8,000	8,500	8,000	9,250		16,875	5,600	8,850		14,450	8,000	8,500		16,500	7,200	8,150		15,350				
	MENCHISE ALESSANDRA	62,300	8,000	9,250	8,000	8,950		17,100	6,100	8,700		14,800	8,000	7,200		15,200	7,800	7,400		15,200				
	CIPOLLINI SARA																							
19	FORZA E VIRTU'	187,725							49,875					43,300					46,900					47,650
	CUCCIA CAROLA	64,125	8,000	8,900	8,000	9,050	-0,10	16,875	6,600	7,900		14,500	8,000	8,550		16,550	8,000	8,200		16,200				
	NOVELLO EMMA	62,625	8,000	8,100	8,000	8,850	-0,10(1)	16,425	7,900	7,000		14,900	8,000	7,600		15,600	7,800	7,900		15,700				
	PANDOLFO ASIA MARIA	60,975	7,500	8,900	8,000	8,750		16,575	5,500	8,400		13,900	7,400	7,350		14,750	7,600	8,150		15,750				
	ABBATE IRENE																							
20	SAMPIERDARENESE	187,600							50,900					45,450					44,400					46,850
	BOSI MARZIA	63,575	8,000	8,700	7,500	9,050		16,625	6,500	8,900		15,400	7,700	8,350		16,050	7,400	8,100		15,500				
	ARMENIA MARTINA	60,150	8,000	9,250	8,000	9,150		17,200	7,200	7,250		14,450	8,000	4,950		12,950	8,000	7,550		15,550				
	RAVERA MARTINA	46,800							7,200	8,400		15,600	7,100	8,300		15,400	7,800	8,000		15,800				
	MOLINARI IRENE	17,075	8,000	9,100	8,000	9,050		17,075																



	Totale	I						II				III				IV			
		D1	E1	D2	E2	Pen	Punt.	D	E	Pen	Punt.	D	E	Pen	Punt.	D	E	Pen	Punt.
1 BRIXIA - Sq. A	203,375																		
RUBAGOTTI PILAR	67,825	8,000	9,400	8,000	9,550		17,475	8,000	9,050		17,050	8,000	8,850		16,850	8,000	8,450		16,450
VILLA GIORGIA	66,925	8,000	9,250	8,000	8,900		17,075	8,000	8,800		16,800	8,000	8,250		16,250	7,700	9,100		16,800
BUSATO SOFIA	34,650							8,000	9,200		17,200	8,000	9,450		17,450				
MELITO MARTA	33,975	8,000	9,250	8,000	9,200		17,225									8,000	8,750		16,750
2 GYMNASIUM	198,850																		
SIMONATO NICOLE	67,175	8,000	9,100	8,000	9,050	-0,10(1)	17,025	7,900	9,200		17,100	8,000	8,100		16,100	8,000	8,950		16,950
RENOSTO GIORGIA	64,750	8,000	8,850	8,000	8,950		16,900	7,300	8,850		16,150	7,900	7,750		15,650	7,600	8,450		16,050
FRANCESCHIN CAMILLA	34,025	8,000	9,150	8,000	9,300		17,225	7,900	8,900		16,800								
MORETTO SARA	32,900											8,000	8,150		16,150	8,000	8,750		16,750
DALLA LIBERA REBECCA																			
COLOMBEROTTO NICLA																			
3 ARTISTICA 81	198,350																		
BOBUL ELISABETTA	66,400	8,000	9,150	8,000	8,950		17,050	6,900	9,000		15,900	8,000	8,850		16,850	8,000	8,600		16,600
COLIZZA ILARIA	66,275	8,000	8,850	8,000	8,800		16,825	7,100	8,950		16,050	8,000	8,800		16,800	8,000	8,600		16,600
PADOVAN JODIE	65,675	8,000	9,200	8,000	9,050		17,125	6,700	8,900		15,600	7,600	9,200		16,800	7,900	8,250		16,150
4 FRAT. SAVONESE	197,975																		
REDEMAGNI MICHELA	66,950	8,000	9,350	8,000	8,850	-0,10(1)	17,050	7,900	9,300		17,200	8,000	8,500		16,500	8,000	8,500	-0,30	16,200
FIorentino GRETA	66,050	8,000	9,100	8,000	8,500		16,800	7,900	9,100		17,000	8,000	8,150		16,150	8,000	8,100		16,100
CHESSA BEATRICE	49,625	8,000	9,350	8,000	8,500		16,925					8,000	8,400		16,400	8,000	8,300		16,300
KTHUPI SARA	15,350							6,400	8,950		15,350								
5 ARDOR	197,450																		
MILITTI MARGOT	50,450	8,000	9,150	8,000	9,050		17,100	8,000	8,700		16,700					8,000	8,650		16,650
DISARO' AURORA	49,300							7,500	9,050		16,550	8,000	8,500		16,500	8,000	8,250		16,250
BAZZEGA BEATRICE	49,100							7,500	9,200		16,700	8,000	8,250		16,250	7,800	8,350		16,150
NARDO MAYRA	17,150	8,000	9,200	8,000	9,100		17,150												
MAURI ROBERTA	16,350	8,000	7,600	8,000	9,100		16,350												
SORIANI MARTINA	15,100											7,300	7,800		15,100				







	Totale	I					II				III				IV				
		D1	E1	D2	E2	Pen	Punt.	D	E	Pen	Punt.	D	E	Pen	Punt.	D	E	Pen	Punt.
6 BRIXIA - Sq. B	197,225						50,925					49,050					48,850		
FINOTTI PAOLA	66,850	8,000	9,200	8,000	9,300		17,250	8,000	8,850		16,850	8,000	8,700		16,700	8,000	8,050		16,050
PIGLIARU GIADA	65,875	8,000	8,950	8,000	8,900		16,925	8,000	8,700		16,700	8,000	7,650		15,650	8,000	8,600		16,600
CANTU ELISA	47,750							8,000	7,500		15,500	7,700	8,350		16,050	8,000	8,200		16,200
ZAVA GAIA	16,750	8,000	8,750	8,000	8,750		16,750												
7 ESTATE 83	196,550						51,450					49,150					45,950		
ROMANO CAMILLA	66,825	8,000	9,650	8,000	9,100		17,375	8,000	8,600		16,600	8,000	8,050		16,050	8,000	8,800		16,800
SACCANI MICHELA	66,750	8,000	9,150	8,000	9,250		17,200	8,000	8,600		16,600	8,000	8,050		16,050	8,000	8,900		16,900
DANESI NICOLE	62,975	8,000	8,750	8,000	9,000		16,875	6,900	9,050		15,950	8,000	5,950	-0,10	13,850	8,000	8,300		16,300
STEFINI VERONICA																			
BARA GIADA																			
DOTTI REBECCA																			
8 EALA ALZANO	195,200						50,800					48,400					48,250		
CAVAGNIS ELENA	66,100	8,000	9,150	8,000	9,150		17,150	7,400	8,600		16,000	8,000	8,500		16,500	8,000	8,450		16,450
ZACCARIA MICHELA	63,100	8,000	8,700	8,000	8,900		16,800	7,600	7,700		15,300	8,000	7,600		15,600	8,000	7,400		15,400
CANALI ALESSIA	48,900	8,000	8,850	8,000	8,850		16,850					8,000	8,150		16,150	7,300	8,600		15,900
SIMONELLI CHIARA	17,100							7,900	9,200		17,100								
NORIS SOFIA																			
MESSINA VALENTINA																			
9 OLOS GYM 2000 - Sq. A	193,700						50,700					47,950					47,900		
BORGHI BEATRICE	67,175	8,000	9,400	8,000	9,250		17,325	8,000	9,300		17,300	8,000	8,450		16,450	8,000	8,100		16,100
GRANATO MARTINA	64,900	8,000	9,000	8,000	8,800		16,900	7,900	8,100		16,000	8,000	8,100		16,100	8,000	7,900		15,900
BERARDI CHIARA	46,275	8,000	8,250	8,000	8,700		16,475	5,800	8,850		14,650					7,100	8,050		15,150
BERARDI IRENE	15,350											7,400	7,950		15,350				
10 PRO LISSONE	193,650						49,950					46,850					48,450		
GAZZANI ELEONORA	66,350	8,000	9,500	8,000	9,200		17,350	8,000	8,950		16,950	8,000	8,200		16,200	8,000	7,850		15,850
LEVATI LISA	64,075	8,000	8,250	8,000	8,000		16,125	6,400	8,900		15,300	8,000	8,400		16,400	7,800	8,450		16,250
SALVADORI LUCREZIA	32,150											7,700	8,150		15,850	8,000	8,300		16,300
MORO MARTINA	31,075	8,000	8,600	8,000	8,450	-0,10(2)	16,475	6,800	7,800		14,600								
VIGANO' VITTORIA																			



	Totale	I					Punt.	II			Punt.	III			Punt.	IV			Punt.							
		D1	E1	D2	E2	Pen		D	E	Pen		D	E	Pen		D	E	Pen								
11	ANDREA DORIA	193,325						50,625						48,950						46,000						47,750
	D'AMATO ALICE	66,000	8,000	8,900	8,000	8,600		16,750	7,900	9,400			17,300	7,900	7,800				15,700	7,900	8,350				16,250	
	D'AMATO ASIA	63,700	8,000	9,050	8,000	9,050		17,050	6,400	9,400			15,800	7,900	7,300	-0,10			15,100	7,500	8,250				15,750	
	CEVALLOS TORREZ DENISE	63,625	8,000	8,850	8,000	8,800		16,825	7,600	8,250			15,850	8,000	7,200				15,200	8,000	7,750				15,750	
	CORSI ELENA MARIA																									
	RUSSO COSTANZA																									
12	GAL GYM TEAM - Sq. A	193,025						49,825					48,050					47,200						47,950		
	COLOMBO CLARA	66,025	8,000	8,500	8,000	9,150		16,825	8,000	8,550			16,550	8,000	8,000			16,000	8,000	8,650				16,650		
	MAGNI CAMILLA	65,275	8,000	8,600	8,000	8,850		16,725	7,400	8,950			16,350	7,900	7,900			15,800	8,000	8,400				16,400		
	AROSIO SOFIA	61,725	8,000	8,600	8,000	7,950		16,275	6,400	8,750			15,150	7,700	7,700			15,400	8,000	6,900				14,900		
13	GHISLANZONI GAL - Sq. A	192,975						50,725					48,800					46,950						46,500		
	TODESCHINI LAURA	66,650	8,000	9,450	8,000	8,850		17,150	8,000	8,850			16,850	7,800	8,500			16,300	8,000	8,350				16,350		
	GALBUSERA ANNA	63,975	8,000	8,600	8,000	8,850		16,725	7,900	8,800			16,700	8,000	8,250			16,250	7,900	6,400				14,300		
	RIGAMONTI MARA	47,100	8,000	9,200	8,000	8,500		16,850						8,000	6,400			14,400	8,000	7,850				15,850		
	CASTELNUOVO CHIARA	15,250							8,000	7,250			15,250													
	GUGLIELMANA MELISSA																									
14	LA ROSA	192,250						50,750					48,200					46,050						47,250		
	UNGARO FABIA	65,850	8,000	9,100	8,000	9,400		17,250	8,000	8,600			16,600	8,000	8,000			16,000	8,000	8,000				16,000		
	LONGO GIULIA	63,900	8,000	8,700	8,000	9,100		16,900	7,200	9,150			16,350	8,000	7,250			15,250	8,000	7,400				15,400		
	DOLCECANTO ALESSIA	62,500	8,000	8,600	8,000	8,600		16,600	8,000	7,250			15,250	8,000	6,800			14,800	8,000	7,850				15,850		
	CIAMPI GAIA																									
15	LA FENICE 2009 - Sq. C	191,650						51,050					49,800					44,400						46,400		
	PANTALEONE GIULIA	65,875	8,000	9,250	8,000	9,300		17,275	8,000	9,150			17,150	8,000	7,250	-0,10		15,150	8,000	8,300				16,300		
	PONZIANI ALICE	63,750	8,000	8,900	8,000	9,000		16,950	7,700	8,300			16,000	8,000	7,050			15,050	8,000	7,750				15,750		
	BIGINELLI MAIA	45,200							7,500	9,150			16,650	7,900	6,300			14,200	7,200	7,150				14,350		
	COLACECI GIULIA	16,825	8,000	8,700	8,000	8,950		16,825																		
	SMETS BENTE																									



	Totale																					
		D1	E1	D2	E2	Pen	Punt.	D	E	Pen	Punt.	D	E	Pen	Punt.	D	E	Pen	Punt.			
16	ASA CINISELLO						50,450					44,350					47,450					48,000
	BOZZI MIRIAM	8,000	8,650	8,000	8,850		16,750	8,000	7,900		15,900	7,600	8,000		15,600	7,900	8,500		16,400			
	MENCHISE ALESSANDRA	8,000	9,100	8,000	8,750		16,925	6,300	8,950		15,250	8,000	7,800		15,800	7,800	8,250		16,050			
	DE TULLIO MATILDE	8,000	8,400	8,000	9,150		16,775	6,500	6,700		13,200	8,000	8,050		16,050	7,400	8,150		15,550			
	CIPOLLINI SARA																					
17	GINN. GIGLIO						40,350					51,500					49,450					48,650
	BECATTINI SILVIA	8,000	9,600	8,000	9,050		17,325	8,000	9,250		17,250	8,000	8,350		16,350	8,000	8,400		16,400			
	CAINI SOFIA	8,000	8,300	8,000	8,700		16,500	7,900	9,400		17,300	8,000	8,800		16,800	8,000	8,250	-0,30	15,950			
	GALARDINI SOFIA	0,000	10,000	8,000	9,050	-2,00	6,525	7,800	9,150		16,950	8,000	8,300		16,300	8,000	8,300		16,300			
18	SAMPIERDARENESE						50,775					46,550					45,800					46,800
	ARMENIA MARTINA	8,000	9,600	8,000	8,850		17,225	7,300	7,900		15,200	8,000	7,050		15,050	8,000	7,500		15,500			
	BOSI MARZIA	8,000	8,600	7,500	9,100		16,600	6,500	8,950		15,450	7,800	7,850		15,650	7,400	7,850		15,250			
	RAVERA MARTINA							7,600	8,300		15,900	7,000	8,100		15,100	7,800	8,250		16,050			
	MOLINARI IRENE	8,000	8,950	8,000	8,950		16,950															
19	SAMPIETRINA - Sq. A						50,050					45,950					45,850					47,100
	BIGNOTTI MELISSA	8,000	8,600	8,000	8,450		16,525	6,600	8,700		15,300	7,700	7,600		15,300	8,000	7,850		15,850			
	SBORCHIA ARIANNA	8,000	8,600	8,000	8,900		16,750	6,400	8,650		15,050					7,900	8,550		16,450			
	PASINATO GRETA	8,000	8,500	8,000	9,050		16,775					7,300	7,650		14,950	7,900	6,900		14,800			
	POZZOLI MARTINA							7,600	8,000		15,600	7,800	7,800		15,600							
20	FORZA E VIRTU'						49,350					45,300					45,450					48,800
	NOVELLO EMMA	8,000	8,200	8,000	9,000		16,600	7,800	8,500		16,300	8,000	7,850		15,850	7,500	8,500		16,000			
	CUCCIA CAROLA	8,000	8,950	8,000	7,850		16,400	6,700	8,100		14,800	8,000	7,950		15,950	7,800	8,550		16,350			
	PANDOLFO ASIA MARIA	8,000	8,100	8,000	8,600		16,350	5,300	8,900		14,200	7,400	6,250		13,650	7,600	8,850		16,450			
	ABBATE IRENE																					



		Totale	D1	E1	D2	E2	Pen	Punt.	D	E	Pen	Punt.	D	E	Pen	Punt.	D	E	Pen	Punt.				
21	CUNEOGINNASTICA	188,825							50,325					47,550					45,100					45,850
	GATTOLIN MARGHERITA	63,875	8,000	8,750	8,000	8,600		16,675	8,000	8,800		16,800	8,000	7,250		15,250	8,000	7,150		15,150				
	MENARDI IRIS	63,425	8,000	9,250	8,000	8,500		16,875	7,500	8,550		16,050	7,600	7,350		14,950	7,700	7,850		15,550				
	DALMASSO SARA	61,525	8,000	8,850	8,000	8,700		16,775	6,000	8,700		14,700	7,400	7,500		14,900	7,600	7,550		15,150				
	BASANISI MADDALENA																							
	ARMANDO CHIARA																							
	CALOSSO VALENTINA																							
22	GINN. CIVITAVECCHIA	186,775							48,975					47,000					45,550					45,250
	DI NICOLA ALESSIA	63,600	8,000	8,300	8,000	8,700		16,500	7,800	8,400		16,200	8,000	7,550		15,550	8,000	7,350		15,350				
	BRACCINI AURORA	60,825	8,000	9,050	8,000	8,200		16,625	6,500	8,150		14,650	7,700	6,800		14,500	8,000	7,050		15,050				
	BENCINI GIULIA	31,650							7,600	8,550		16,150	7,900	7,600		15,500								
	DI NICOLA GIORGIA	30,700	8,000	7,700	8,000	8,100	-0,10(2)	15,850									7,300	7,550		14,850				
	NOCERA MARTINA																							
	COTRONEO GIULIA																							
23	PANARO MODENA - Sq. A	186,600							50,550					45,050					45,000					46,000
	LINARI FRANCESCA NOEMI	64,125	8,000	9,000	8,000	8,950		16,975	7,400	8,550		15,950	8,000	6,700		14,700	8,000	8,500		16,500				
	IORIO ELISA	60,000	8,000	8,800	8,000	8,600		16,700	5,800	8,150		13,950	7,000	7,750		14,750	7,300	7,300		14,600				
	MUSU MARIA LETIZIA	45,600							6,700	8,450		15,150	8,000	7,550		15,550	7,700	7,500	-0,30	14,900				
	SALA FRANCESCA	16,875	8,000	9,050	8,000	8,700		16,875																
24	AUDACE	186,050							49,900					44,600					44,600					46,950
	COMIN MARTINA	63,975	8,000	8,900	8,000	8,850	-0,10(2)	16,825	7,900	7,800		15,700	7,800	8,000		15,800	7,900	7,750		15,650				
	CRISTOFANI VANESSA	63,025	8,000	8,800	8,000	8,150		16,475	7,500	8,500		16,000	8,000	7,500		15,500	7,000	8,050		15,050				
	ALLEGRO GLORIA	46,150	8,000	8,400	8,000	8,800		16,600					6,900	6,400		13,300	8,000	8,250		16,250				
	DIMASI GIULIA	12,900							6,500	6,400		12,900												
	EMOND KAYLA																							
	PERFETTI SOFIA																							
25	SAMPIETRINA - Sq. B	185,925							49,675					45,300					45,150					45,800
	TAGLIABUE STEFANIA	63,775	8,000	8,500	8,000	8,650		16,575	6,500	8,950		15,450	8,000	8,100		16,100	7,600	8,050		15,650				
	ALIPRANDI SARAH VITTORIA	62,300	8,000	8,400	8,000	8,200	-0,10(1)	16,250	6,500	8,950		15,450	7,300	7,450		14,750	7,400	8,450		15,850				
	MANFREDI ILENIA	59,850	8,000	9,000	8,000	8,700		16,850	5,800	8,600		14,400	7,600	6,700		14,300	7,400	6,900		14,300				



		Totale	D1	E1	D2	E2	Pen	Punt.	D	E	Pen	Punt.	D	E	Pen	Punt.	D	E	Pen	Punt.				
26	LIVORNESE	183,875							49,875					45,800					44,150					44,050
	CHIAPPONI DALMA	62,225	8,000	9,050	8,000	8,200		16,625	7,400	8,950		16,350	7,300	7,500		14,800	7,900	6,550		14,450				
	ATOMI JENNIFER	47,100	8,000	8,250	7,500	9,350		16,550	6,600	8,750		15,350	7,200	8,000		15,200								
	FEDI LIVIA	45,150	8,000	9,000	8,000	8,400		16,700	5,400	8,700		14,100					7,200	7,150		14,350				
	LAZZARA VIRGINIA	29,400											6,400	7,750		14,150	7,400	7,850		15,250				
27	FUTUREGYM	183,450							49,300					45,000					44,200					44,950
	GALLETTI LAURA	63,000	8,000	8,600	8,000	9,000		16,800	6,800	8,700		15,500	7,600	7,450		15,050	8,000	7,650		15,650				
	CONTE SOFIA	62,400	8,000	8,500	8,000	8,500		16,500	6,700	8,550		15,250	7,800	7,600		15,400	8,000	7,250		15,250				
	MATTIOLO FRANCESCA	42,050							6,100	8,150		14,250	6,900	6,850		13,750	6,900	7,150		14,050				
	MURER FRANCESCA	16,000	8,000	8,000	8,000	8,000		16,000																
	CAROFILIO DESIREE																							
28	EUR	183,125							49,275					44,400					45,000					44,450
	FABIANI ELENA	62,300	8,000	8,100	8,000	8,500		16,300	6,500	8,750		15,250	8,000	7,750	-0,10	15,650	7,800	7,300		15,100				
	ANNESI LUDOVICA	61,350	8,000	8,450	8,000	8,150		16,300	6,900	7,950		14,850	7,700	7,000		14,700	7,900	7,600		15,500				
	SALSEDO LIVIA	31,325	8,000	8,750	8,000	8,600		16,675					7,600	7,050		14,650								
	IANNACCONE GAIA	14,300							5,600	8,700		14,300												
	GUARINO LUDOVICA	13,850															6,900	6,950		13,850				
29	GINN. ROMANA	183,000							49,150					43,800					43,850					46,200
	PAOLINI MARINA	47,950	8,000	9,150	7,500	9,150		16,900					7,000	7,900		14,900	8,000	8,150		16,150				
	ORLANDO CLAUDIA	46,550	8,000	7,800	8,000	8,300		16,050	6,900	8,600		15,500					7,700	7,300		15,000				
	ZIGROSSI FLAVIA	45,100	8,000	8,400	8,000	8,000		16,200	5,800	8,500		14,300	7,100	7,500		14,600								
	CIAMMARUGHI BENEDETTA	43,400							5,500	8,500		14,000	7,900	6,450		14,350	7,800	7,250		15,050				
30	CASCINA	182,925							49,225					45,900					43,850					43,950
	SOLOMAR MANSANI DIANA	65,400	8,000	8,700	8,000	8,500		16,600	7,400	9,050		16,450	8,000	8,300		16,300	7,900	8,150		16,050				
	DELL'ANTICO VIRGINIA	44,300	8,000	7,950	8,000	8,250	-0,10(2)	16,050					7,800	5,800		13,600	7,100	7,550		14,650				
	PANIERI REBECCA	31,175	8,000	8,950	8,000	8,200		16,575	6,400	8,200		14,600												
	BENEDETTI CHIARA	27,200											7,700	6,250		13,950	5,800	7,450		13,250				
	ROSSI VITTORIA	14,850							6,300	8,550		14,850												
	NANNETTI GAIA																							



	Totale	I					Punt.	II			Punt.	III			Punt.	IV			Punt.	
		D1	E1	D2	E2	Pen		D	E	Pen		D	E	Pen		D	E	Pen		
31	AUXILIUM	182,850						48,150				44,250				46,300				44,150
	SILVA CHIARA	61,525	8,000	8,650	7,500	7,800		15,975	6,800	8,500		15,300	7,900	7,950		15,850	7,000	7,400		14,400
	CABELLA SIMONA	60,425	8,000	8,550	8,000	8,100		16,325	5,600	8,450		14,050	8,000	7,550		15,550	7,000	7,500		14,500
	INFASCELLI NICOLE	29,800							6,100	8,800		14,900	7,600	7,300		14,900				
	ATTIA N SAAD LAILA	15,850	8,000	8,300	7,500	7,900		15,850												
	MORANDO THEA	15,250															7,300	7,950		15,250
	OLIVA ELENA																			
32	GINN. PAVESE	181,900						50,450				44,650				41,600				45,200
	DEL BO ANITA	63,125	8,000	9,700	8,000	8,950		17,325	8,000	8,150		16,150	7,900	5,750	-0,10	13,550	8,000	8,100		16,100
	SIMONCINI ALESSIA	59,925	8,000	8,850	8,000	8,900		16,875	6,800	7,500		14,300	8,000	6,100	-0,10	14,000	7,400	7,350		14,750
	VERRI SOFIA	30,600	8,000	9,150	8,000	7,450	-0,10(2)	16,250									7,400	7,050	-0,10	14,350
	DEL BO INES	14,200							5,800	8,400		14,200								
	CALVARESI LAURA	14,050											6,900	7,150		14,050				
	CREVANI BEATRICE																			
33	MONTESPORT	181,125						49,925				42,450				44,650				44,100
	HAUSL VIRGINIA	61,750	8,000	8,950	8,000	8,450		16,700	8,000	7,700		15,700	7,800	6,850		14,650	7,800	6,900		14,700
	BUSSOTTI REBECCA	46,550	8,000	8,850	8,000	7,850		16,350	5,600	8,600		14,200	8,000	8,000		16,000				
	SANTONI SARA	41,250							4,700	7,850		12,550	6,600	7,400		14,000	7,100	7,600		14,700
	PRUNETI MARTA	31,575	7,500	9,250	8,000	9,000		16,875									6,600	8,100		14,700
	GIULIVO DESIRE'E																			
34	C.S. BOLLATE	180,550						49,600				43,450				42,600				44,900
	MARCHESI ERIKA ALESSIA	59,100	8,000	8,000	8,000	8,700		16,350	5,600	8,900		14,500	7,200	6,050	-0,10	13,150	7,300	7,800		15,100
	BARBIERATO CARLOTTA	31,475	8,000	9,150	8,000	8,600	-0,10(2)	16,825									7,500	7,150		14,650
	BIASOTTO ILARIA	30,925	8,000	8,700	8,000	8,250	-0,10(2)	16,425	5,800	8,700		14,500								
	COSTA SARA	30,700											7,700	7,850		15,550	7,000	8,150		15,150
	MINARI AGNESE	28,350							5,800	8,650		14,450	7,000	6,900		13,900				



		Totale	D1	E1	D2	E2	Pen	Punt.	D	E	Pen	Punt.	D	E	Pen	Punt.	D	E	Pen	Punt.				
35	GHISLANZONI GAL - Sq. B	179,950							47,550					43,150					45,850					
	RIGAMONTI LISA	62,775	8,000	8,150	8,000	8,300		16,225	7,300	8,350		15,650	7,500	7,700		15,200	7,500	8,200		15,700				
	SPINELLI SIMONA	44,275	8,000	7,600	8,000	7,350		15,475					7,300	6,350		13,650	7,100	8,050		15,150				
	MAIELLARO IRENE	28,800							5,300	8,950		14,250	7,300	7,250		14,550								
	PRANDONI LINDA	15,850	7,500	8,400	8,000	7,800		15,850																
	BRENNA CARLOTTA	15,000															7,000	8,000		15,000				
	VITALI ALESSIA	13,250							5,700	7,550		13,250												
36	NUOVA TOR SAPIENZA - Sq. A	179,625							47,875					44,750					43,050					43,950
	ANTONELLI MATILDA	61,075	8,000	8,350	8,000	8,200		16,275	6,000	8,550		14,550	8,000	7,250		15,250	8,000	7,000		15,000				
	GIORGI BEATRICE	59,375	8,000	7,550	8,000	7,700		15,625	6,100	8,750		14,850	7,300	7,000		14,300	7,200	7,400		14,600				
	D'ANTONIO MICHELA	59,175	8,000	7,850	8,000	8,100		15,975	7,100	8,250		15,350	7,900	5,600		13,500	7,900	6,450		14,350				
37	SPORTICA	179,600							48,300					44,200					42,350					44,750
	LANZA IRENE	64,900	8,000	8,850	8,000	8,850	-0,10(1)	16,800	7,700	8,700		16,400	7,400	7,900		15,300	8,000	8,400		16,400				
	BUTTIGLIERO CRISTINA	57,775	8,000	8,350	8,000	8,400		16,375	6,600	7,650		14,250	6,000	6,950		12,950	7,600	6,600		14,200				
	IRICO PRISCILLA	41,800							5,200	8,350		13,550	6,700	7,400		14,100	6,400	7,750		14,150				
	CASSELLA GAIA	15,125	7,500	8,200	6,500	8,050		15,125																
38	ARTISTICA LARIO	179,050							49,800					42,150					43,600					43,500
	MIGLIO IRENE	62,725	8,000	9,000	8,000	8,850		16,925	7,300	7,700		15,000	7,700	7,150		14,850	8,000	7,950		15,950				
	CAMPANA GIORGIA	59,500	8,000	8,550	8,000	8,350		16,450	5,400	8,050		13,450	6,600	7,950		14,550	6,800	8,250		15,050				
	ALBONICO MATILDE	28,925	8,000	8,300	7,500	9,050		16,425									5,500	7,000		12,500				
	ARNABOLDI FRANCESCA	27,900							5,300	8,400		13,700	6,400	7,800		14,200								
	RONCORONI GIULIA																							
39	GAL GYM TEAM - Sq. B	178,175							46,925					44,400					43,550					43,300
	PULLIA CRISTINA	62,200	8,000	7,900	8,000	8,400		16,150	7,000	8,650		15,650	7,600	7,350		14,950	7,500	7,950		15,450				
	ROCCA CHIARA	58,875	8,000	7,550	8,000	7,700	-0,10(2)	15,575	6,100	8,650		14,750	7,600	6,350		13,950	7,000	7,600		14,600				
	MARINELLI SIMONA	57,100	7,500	8,300	6,500	8,100		15,200	5,100	8,900		14,000	6,800	7,850		14,650	5,700	7,550		13,250				



	Totale	I						II				III				IV						
		D1	E1	D2	E2	Pen	Punt.	D	E	Pen	Punt.	D	E	Pen	Punt.	D	E	Pen	Punt.			
40 OLIMPIA AOSTA	176,450							47,050					44,200					41,100				
MUNARI ELEONORA	61,100	8,000	7,800	8,000	8,200	-0,10(1)	15,950	6,900	8,700		15,600	8,000	6,550		14,550	7,900	7,100		15,000			
GIARRUSSO ISABEL	59,300	7,500	8,400	7,500	7,700		15,550	6,100	8,700		14,800	7,600	6,350		13,950	7,200	7,800		15,000			
MUNARI ELISABETTA	29,350	7,500	8,400	6,500	8,700		15,550	5,600	8,200		13,800											
PACCHIODI ALICE	26,700											5,600	7,000		12,600	6,000	8,100		14,100			
DEMATTEIS LARA																						
41 GIOVANILE ANCONA	176,350							47,900					41,950					42,600				
PAGGI CHIARA	62,875	8,000	8,350	8,000	8,800	-0,10(1)	16,525	7,600	7,350		14,950	8,000	7,850		15,850	8,000	7,550		15,550			
RADONI LETIZIA	57,900	8,000	8,000	7,500	7,700		15,600	5,300	8,250		13,550	7,500	6,650		14,150	6,900	7,700		14,600			
RIGHI GIULIA	55,575	8,000	7,750	8,000	7,800		15,775	5,000	8,450		13,450	6,100	6,500		12,600	6,600	7,150		13,750			
42 GINN. ISCHIA	176,350							48,750					43,000					42,600				
SATURNINO SYDNEY	63,375	8,000	9,550	8,000	9,000		17,275	7,500	8,350		15,850	8,000	6,500		14,500	8,000	7,750		15,750			
FLORIO ALICE	58,550	8,000	7,900	8,000	7,700		15,800	6,600	7,850		14,450	7,800	7,000		14,800	7,400	6,100		13,500			
FERRANDINO FRANCESCA	26,050											7,600	5,800	-0,10	13,300	6,200	6,550		12,750			
MURATORI ALESSANDRA	15,675	8,000	7,850	8,000	7,500		15,675															
DI MEGLIO CHIARA	12,700							6,600	6,100		12,700											
43 PANARO MODENA - Sq. B	176,050							47,900					42,200					40,800				
LONGAGNANI GIULIA	59,150	8,000	9,000	8,000	8,400		16,700	5,700	8,050		13,750	6,500	7,350		13,850	7,300	7,550		14,850			
CASSANELLI GIULIA	58,600	8,000	8,300	8,000	7,700	-0,10(2)	15,950	5,800	8,550		14,350	6,400	6,900		13,300	6,900	8,100		15,000			
VINCENTI LUDOVICA	27,750							5,600	8,500		14,100	7,100	6,550		13,650							
TERRACIANO BENEDETTA	15,300															7,600	7,700		15,300			
BERTOLANI ROSSETTO EMMA	15,250	8,000	7,600	6,500	8,400		15,250															
44 GYM AOSTA	176,025							47,825					43,000					40,850				
ANGELINI ALEXIA	63,050	8,000	8,000	8,000	8,200	-0,10(2)	16,050	8,000	7,900		15,900	8,000	7,550		15,550	7,600	7,950		15,550			
ROSSET ASYA	30,925	8,000	7,950	8,000	7,800		15,875									7,400	7,650		15,050			
MAMMOLITI LUCREZIA	29,650	8,000	7,800	8,000	8,000		15,900									6,600	7,150		13,750			
MARTINET SOPHIE	27,100							5,600	8,500		14,100	6,400	6,600		13,000							
RAMANZIN SERENA	13,000							5,000	8,000		13,000											
ALLEYSON CAROLA	12,300											6,500	5,800		12,300							



	Totale	I						II				III				IV				
		D1	E1	D2	E2	Pen	Punt.	D	E	Pen	Punt.	D	E	Pen	Punt.	D	E	Pen	Punt.	
45	OLOS GYM 2000 - Sq. B	175,725																		
	CIPOLLETTA ESTER	59,525	8,000	7,700	8,000	8,150		15,925	6,000	8,700		14,700	7,000	7,300		14,300	6,900	7,700		14,600
	BENEDETTI VERONICA	59,150	8,000	7,600	7,500	7,500	-0,10(2)	15,250	6,000	8,800		14,800	7,000	7,200		14,200	7,600	7,300		14,900
	DE FAZIO BEATRICE	26,850							4,800	8,550		13,350	6,300	7,200		13,500				
	ANTIGNANO GIULIA	16,000	8,000	8,000	8,000	8,100	-0,10(2)	16,000												
	PROETTO MARTINA	14,200															6,600	7,600		14,200
46	IL POGGETTO	174,650																		
	BRUNO ALESSIA	57,925	8,000	8,150	8,000	8,100		16,125	6,000	7,550		13,550	7,000	7,200		14,200	6,700	7,350		14,050
	DE CERTO NOEMI	30,925	8,000	8,600	8,000	8,350		16,475									6,900	7,550		14,450
	PARIGI FRANCESCA	28,700											6,500	7,950		14,450	7,200	7,050		14,250
	FERRI ARIANNA	27,500							6,100	8,300		14,400	6,500	6,600		13,100				
	FANCIULLACCI ELEONORA	15,550	8,000	8,050	6,500	8,550		15,550												
	LASCIALFARI GRETA	14,050							5,600	8,450		14,050								
47	LA COCCINELLA	174,325																		
	DONATI EVA	63,625	8,000	8,350	8,000	8,800	-0,10(2)	16,525	6,400	8,900		15,300	8,000	7,600	-0,10	15,500	8,000	8,300		16,300
	BONINSEGGNI GRETA	54,750	8,000	7,700	6,500	9,100		15,650	5,900	6,050		11,950	5,500	7,300		12,800	6,600	7,750		14,350
	LAZZERINI ALICE	42,850	7,500	8,700	6,500	8,600		15,650	5,400	7,850		13,250	6,200	7,850	-0,10	13,950				
	SERAFINI TERESA	13,100															5,300	7,800		13,100
	MALLICA MARTINA																			
48	PISAURUM	173,575																		
	CICCARELLI LARA	59,075	8,000	7,950	8,000	8,100		16,025	7,500	7,350		14,850	8,000	5,350	-0,10	13,250	7,400	7,550		14,950
	SCRILATTI BEATRICE	57,950	8,000	8,000	8,000	7,700		15,850	6,700	7,600		14,300	7,400	6,450		13,850	7,100	6,850		13,950
	RUBINO GAIA	56,550	8,000	7,600	8,000	7,700	-0,10(2)	15,600	5,500	8,500		14,000	6,600	6,700		13,300	7,300	6,350		13,650
49	UDINESE	173,400																		
	PONTONI BEATRICE	58,275	7,500	8,650	7,500	8,900		16,275	5,100	8,800		13,900	7,000	7,350		14,350	6,200	7,550		13,750
	PIERSANTE MARELLA	43,875	7,500	9,250	6,500	8,800		16,025					6,800	7,400		14,200	6,100	7,550		13,650
	MERONI FRANCESCA	42,450	7,500	9,200	7,500	9,000		16,600	5,000	8,450		13,450	6,500	5,900		12,400				
	HOPE LAVINIA	28,800							5,500	8,850		14,350					7,100	7,350		14,450



		Totale	D1	E1	D2	E2	Pen	Punt.	D	E	Pen	Punt.	D	E	Pen	Punt.	D	E	Pen	Punt.				
50	TREVIOLIO	172,875							48,875					39,100					41,150					43,750
	ROSSI ELEONORA	59,250	8,000	8,900	8,000	8,500	-0,10(2)	16,650	6,700	6,700		13,400	7,400	6,400		13,800	8,000	7,400		15,400				
	PREVITALI CLAUDIA	58,225	8,000	8,300	8,000	9,150		16,725	5,600	7,400		13,000	5,700	7,300		13,000	7,700	7,900	-0,10	15,500				
	PREVITALI SAMANTHA	55,400	8,000	7,350	7,500	8,150		15,500	5,100	7,600		12,700	7,100	7,250		14,350	6,700	6,150		12,850				
51	WORLD SPORTING AC.	172,725							46,775					44,200					39,300					42,450
	COCCIOLO MARIA VITTORIA	62,050	8,000	7,350	8,000	8,250		15,800	7,100	8,850		15,950	7,700	6,900	-0,10	14,500	7,600	8,200		15,800				
	GIOMMARINI VALENTINA	43,925	8,000	7,600	8,000	7,850	-0,10(2)	15,675	6,300	8,200		14,500					6,900	6,850		13,750				
	PEYRONE BENEDETTA	42,300	8,000	7,300	7,500	7,800		15,300	5,400	8,350		13,750	6,800	6,450		13,250								
	DE SANTIS SOFIA	24,450											5,600	5,950		11,550	6,100	6,800		12,900				
52	LIBERTAS PERUGIA	172,650							48,850					39,500					42,450					41,850
	TODINI BEATRICE	58,900	8,000	8,650	8,000	8,550	-0,10(1)	16,550	5,500	7,450		12,950	7,100	7,800		14,900	7,100	7,400		14,500				
	GRECO ALESSIA	57,425	8,000	8,900	8,000	7,850		16,375	5,800	7,150		12,950	7,600	6,550	-0,10	14,050	6,700	7,350		14,050				
	BERNINI ELEONORA	56,325	7,500	8,900	6,500	8,950		15,925	5,500	8,100		13,600	6,700	6,800		13,500	6,000	7,300		13,300				
53	GINNIC CLUB	172,525							47,125					41,150					39,600					44,650
	PUGLIESE ANITA	60,300	8,000	7,900	8,000	8,500		16,200	6,100	8,200		14,300	7,600	6,800		14,400	7,800	7,600		15,400				
	HASSANAINE NISRINE	56,675	8,000	7,650	8,000	8,400		16,025	5,300	8,350		13,650	6,200	5,900		12,100	7,800	7,100		14,900				
	RICCI GAROTTI NINA	42,350	8,000	7,100	8,000	6,700		14,900					6,900	6,200		13,100	6,900	7,450		14,350				
	BARATTA ALESSIA	13,200							5,300	7,900		13,200												
54	ATL. FAENZA	172,400							49,200					41,300					41,600					40,300
	ECCA GIOIA	59,800	8,000	8,450	8,000	8,650		16,550	5,600	8,500		14,100	8,000	6,700		14,700	7,500	6,950		14,450				
	BALDASSARRI VIOLA	58,375	8,000	8,450	8,000	8,400		16,425	5,700	8,700		14,400	7,000	6,850		13,850	7,400	6,300		13,700				
	BORCHI MICHELA	54,225	8,000	8,100	8,000	8,350		16,225	5,100	7,700		12,800	6,500	6,550		13,050	6,800	5,350		12,150				
	SINTONI AGNESE																							
55	ETRURIA	171,975							47,075					39,450					42,950					42,500
	DANERI ANNA	59,550	7,500	8,650	8,000	7,850		16,000	5,900	8,150		14,050	7,300	7,550		14,850	7,600	7,050		14,650				
	GIAGNONI ALICE	57,425	7,500	8,850	6,500	8,300		15,575	4,900	8,700		13,600	6,200	7,800		14,000	6,200	8,050		14,250				
	VARGIU NICOLE	41,400	7,500	8,600	6,500	8,400		15,500	4,500	7,300		11,800	6,400	7,700		14,100								
	RUGGIERO LAVINIA	13,600															5,700	7,900		13,600				



		Totale	D1	E1	D2	E2	Pen	Punt.	D	E	Pen	Punt.	D	E	Pen	Punt.	D	E	Pen	Punt.				
56	CASELLINA	171,400							48,550					40,850					38,050					43,950
	FANTINI ALICE	65,400	8,000	8,650	8,000	8,450	-0,10(2)	16,500	7,400	9,200		16,600	8,000	8,050	-0,10	15,950	8,000	8,350		16,350				
	FRATI ESMERALDA	56,750	8,000	7,700	8,000	7,700	-0,10(1)	15,650	5,200	7,900		13,100	6,700	7,850	-0,10	14,450	7,500	6,150	-0,10	13,550				
	CORSI CAMILLA	30,450	8,000	8,900	8,000	7,900		16,400									6,200	7,850		14,050				
	CHELINI GIULIA	11,150							4,400	6,750		11,150												
	VALVERDE MARTA	7,650											5,200	2,550	-0,10	7,650								
	FRACASSO ILARIA																							
57	LIBERTAS FIORANO	170,825							46,575					41,300					41,500					41,450
	LO CHIATTO CHIARA	60,975	8,000	7,600	8,000	7,850	-0,10(2)	15,675	6,200	8,850		15,050	7,800	7,450		15,250	8,000	7,000		15,000				
	APPIO ALESSIA	54,600	8,000	7,900	8,000	7,500		15,700	4,700	8,450		13,150	6,400	6,150		12,550	6,800	6,500	-0,10	13,200				
	PIETROPAOLO MARTINA	28,450	7,500	7,800	7,500	7,600		15,200									6,100	7,150		13,250				
	ROSSI SARA	13,700											6,600	7,100		13,700								
	BORGHI GIULIA	13,100							4,800	8,300		13,100												
58	MARAN SPORT	170,800							46,000					39,600					42,550					42,650
	GRASSI DELIA CLOTILDE	58,800	8,000	7,400	8,000	7,500		15,450	5,400	7,900		13,300	7,700	7,500		15,200	7,200	7,650		14,850				
	MARINO' FRANCESCA	58,325	8,000	7,200	8,000	7,650		15,425	6,200	7,900		14,100	8,000	6,000		14,000	8,000	6,800		14,800				
	MANELLI FRANCESCA	15,125	8,000	7,600	6,500	8,150		15,125																
	CARLUCCI CHIARA	13,350											6,100	7,250		13,350								
	LEO FRANCESCA	13,000															6,200	6,800		13,000				
	MARRAZZO CHIARA	12,200							4,500	7,700		12,200												
59	S.G. DI TORINO	170,675							48,225					42,100					37,850					42,500
	LOMBARDI MATILDE	61,350	8,000	7,550	8,000	9,150		16,350	6,900	8,650		15,550	7,900	6,850		14,750	8,000	6,700		14,700				
	PECORINO REBECCA	56,925	8,000	8,550	7,500	8,700		16,375	6,000	8,300		14,300	6,600	5,100		11,700	7,200	7,350		14,550				
	MARCHETTI BENEDETTA	23,650							5,300	6,950		12,250	5,000	6,400		11,400								
	PECCI MARTINA	15,500	7,500	8,500	6,500	8,600	-0,10(2)	15,500																
	MARTI EMANUELA	13,250															5,400	7,850		13,250				



		Totale	D1	E1	D2	E2	Pen	Punt.	D	E	Pen	Punt.	D	E	Pen	Punt.	D	E	Pen	Punt.				
60	POL. CELLE	170,650							46,800					41,300					39,500					43,050
	BEZZI CHIARA	62,075	8,000	8,000	8,000	8,650		16,325	7,400	8,250		15,650	8,000	6,300		14,300	7,600	8,200		15,800				
	LAZZARI MARTINA	59,300	7,500	8,000	8,000	8,000		15,750	5,500	8,600		14,100	7,400	7,200		14,600	7,100	7,750		14,850				
	BRIGHI FEDERICA	27,125	7,500	7,350	6,500	8,100		14,725									5,400	7,000		12,400				
	GARBETTI MICHELA	11,550							3,800	7,750		11,550												
	GARATTONI ELISA	10,600											4,400	6,200		10,600								
61	MORGANA 999	170,200							47,750					41,400					39,750					41,300
	SMITH AUBREY CHENDI	58,750	8,000	8,650	8,000	8,550		16,600	6,900	8,000		14,900	7,900	5,150		13,050	6,800	7,400		14,200				
	CAPUTO SIMONA	56,825	8,000	7,850	8,000	8,100		15,975	5,900	7,600		13,500	7,600	6,500	-0,10	14,000	6,200	7,150		13,350				
	NAPOLITANO ALESSANDRA	28,175	8,000	7,700	7,500	7,150		15,175	5,300	7,700		13,000												
	PIERETTI DANIELA	26,450											5,900	6,800		12,700	6,100	7,650		13,750				
62	ADESSO SPORT	169,600							46,700					40,650					38,100					44,150
	BERARDINELLI SARA	62,400	8,000	7,850	8,000	8,550		16,200	8,000	7,550		15,550	8,000	6,950		14,950	8,000	7,700		15,700				
	DIONISI REBECCA	38,775	7,500	7,300	7,500	7,650		14,975	4,900	7,100		12,000	5,900	5,900		11,800								
	SUBRIZI SOFIA	38,550							5,600	7,500		13,100	5,900	5,550	-0,10	11,350	6,600	7,500		14,100				
	VILLANI FRANCESCA	29,875	7,500	7,800	7,500	8,250		15,525									6,700	7,650		14,350				
63	ART. LUGO	169,425							46,475					40,250					38,700					44,000
	SAVIOTTI LAURA	59,375	8,000	8,200	8,000	8,150		16,175	5,900	8,050		13,950	6,900	7,450		14,350	8,000	6,900		14,900				
	GRAZIANI BIANCA	57,100	7,500	8,200	7,500	8,000	-0,10(2)	15,550	5,300	8,300		13,600	6,000	6,250		12,250	7,800	7,900		15,700				
	ZACCHERINI MATILDE	26,100							4,600	8,100		12,700					5,900	7,500		13,400				
	PADUA FRANCESCA	14,750	7,500	7,500	6,500	8,000		14,750																
	DASSASSO BENEDETTA	12,100											5,200	6,900		12,100								
64	VELITRAE	169,075							48,575					39,550					39,600					41,350
	BETTI ILARIA	63,625	8,000	9,300	8,000	9,150		17,225	6,900	7,650		14,550	8,000	7,550		15,550	8,000	8,300		16,300				
	BARCACCIA CHIARA	55,400	8,000	7,600	8,000	8,000		15,800	4,600	8,000		12,600	6,300	7,150		13,450	7,000	6,550		13,550				
	DI MACCO MICHELLE	50,050	8,000	7,750	8,000	7,350		15,550	4,800	7,600		12,400	5,000	5,700	-0,10	10,600	6,000	5,500		11,500				
	MAGNANIMI VALENTINA																							



		I						II				III				IV								
		Totale	D1	E1	D2	E2	Pen	Punt.	D	E	Pen	Punt.	D	E	Pen	Punt.	D	E	Pen	Punt.				
65	NUOVA TOR SAPIENZA - Sq. B	169,000							47,850					40,050					39,750					41,350
	CONTE CHIARA	59,200	8,000	8,600	8,000	7,700		16,150	5,200	8,500		13,700	7,500	6,850		14,350	7,700	7,300		15,000				
	GUIDARELLI VIRIDIANA	55,100	7,500	8,600	8,000	7,900		16,000	4,600	8,500		13,100	6,900	6,000		12,900	6,200	6,900		13,100				
	DAL PRATO GIORGIA	42,200	8,000	8,700	6,500	8,200		15,700	4,900	8,350		13,250					7,300	5,950		13,250				
	BARTOLINI VALENTINA	12,500											6,900	5,600		12,500								
66	LA FENICE 2009 - Sq. B	168,950							47,900					43,000					37,350					40,700
	SPACCA LIVIA	56,250	8,000	7,600	8,000	8,100	-0,10(2)	15,800	6,200	8,700		14,900	6,700	5,550		12,250	7,000	6,300		13,300				
	PANTARELLI CLAUDIA	43,875	7,500	8,150	7,500	8,400		15,775	4,900	8,750		13,650					6,900	7,550		14,450				
	GRECO CAMILLA	43,675	7,500	8,900	7,500	8,850	-0,10(2)	16,325	6,300	8,150		14,450	7,300	5,700	-0,10	12,900								
	LASCALA ELEONORA	25,150											6,200	6,000		12,200	6,000	6,950		12,950				
67	RENATO SERRA	168,875							48,475					41,650					36,750					42,000
	EVANGELISTI LUCIA	59,350	8,000	8,500	8,000	8,000		16,250	5,600	8,900		14,500	7,100	6,500		13,600	7,900	7,100		15,000				
	MASSARENTI ANNA	55,050	8,000	8,400	8,000	8,200		16,300	4,700	8,400	-0,30	12,800	6,500	5,800		12,300	5,900	7,750		13,650				
	ACERBI MARIA CATERINA	54,475	8,000	8,000	8,000	7,850		15,925	6,000	8,350		14,350	6,900	4,050	-0,10	10,850	6,500	6,850		13,350				
	MARALDI GIADA																							
68	VIRTUS PASQUALETTI	168,850							47,450					39,600					38,850					42,950
	MENGASCINI ALESSANDRA	58,800	7,500	8,700	7,500	7,100		15,400	4,800	8,450		13,250	7,600	7,650	-0,10	15,150	6,900	8,100		15,000				
	RUFFINI VERONICA	58,700	8,000	8,400	8,000	7,900		16,150	6,300	8,550		14,850	7,400	5,450		12,850	7,600	7,250		14,850				
	MEDEI ALESSANDRA	39,850	8,000	8,300	7,500	8,100	-0,10(2)	15,900					5,000	5,850		10,850	5,600	7,500		13,100				
	DOMIZIOLI REBECCA	11,500							4,300	7,200		11,500												
69	GEMONESE	168,050							48,750					37,550					39,850					41,900
	MENGATO GAIA	57,150	8,000	8,600	8,000	7,700	-0,10(2)	16,100	5,000	7,600		12,600	6,300	7,550		13,850	7,300	7,300		14,600				
	COPETTI FRANCESCA	55,425	8,000	8,500	6,500	9,150		16,075	5,100	6,900		12,000	5,700	7,400		13,100	6,600	7,650		14,250				
	LONDERO MONICA	42,425	8,000	8,700	8,000	8,450		16,575	4,700	8,250		12,950	6,100	6,800		12,900								
	NDOI JOLANDA	13,050															5,000	8,050		13,050				



	Totale	I						II				III				IV				
		D1	E1	D2	E2	Pen	Punt.	D	E	Pen	Punt.	D	E	Pen	Punt.	D	E	Pen	Punt.	
70	EDERA RAVENNA	168,025																		
	MARANGONI CATERINA	60,550	8,000	7,800	8,000	8,400	-0,10(2)	16,050	5,800	8,700		14,500	8,000	7,300		15,300	7,100	7,600		14,700
	MORGHENTI GIORGIA	54,400	7,500	7,300	7,500	8,000		15,150	5,200	7,750	-0,30	12,650	6,200	7,150		13,350	6,200	7,050		13,250
	PRESTIGIOVANNI SVEVA	26,775	7,500	8,100	6,500	8,150		15,125					4,900	6,750		11,650				
	TASSANI LUCIA	26,300							4,400	8,550		12,950					5,400	7,950		13,350
	MAIOLI LUCIA																			
71	FORTITUDO SCHIO	167,950						48,750				40,350				37,450				41,400
	ZANROSSO LUNA	55,325	8,000	7,900	8,000	7,850		15,875	5,100	7,500		12,600	6,100	7,050		13,150	6,500	7,200		13,700
	ZANROSSO STELLA	41,775	8,000	8,000	8,000	8,050		16,025	5,300	8,400		13,700	5,800	6,250		12,050				
	FONTANA IRENE	40,250							5,300	8,750		14,050	6,100	6,150		12,250	6,800	7,150		13,950
	LONGHI NICOLE	30,600	8,000	8,900	8,000	8,900	-0,10(2)	16,850									6,900	6,850		13,750
	MADDALENA IRENE																			
72	CHIVASSESE	167,650						47,700				39,250				37,500				43,200
	MACCHIA CAROLA	59,800	8,000	8,200	8,000	7,700		15,950	6,600	7,950		14,550	7,900	6,200	-0,10	14,000	7,800	7,500		15,300
	NARDI ILARIA	55,975	8,000	8,200	8,000	7,850	-0,10(2)	15,975	6,200	5,750		11,950	7,300	6,650		13,950	7,700	6,400		14,100
	BONESSA GAIA	42,325	8,000	8,300	8,000	7,350	-0,10(1)	15,775	5,600	7,150		12,750					6,800	7,000		13,800
	GUIDETTI LUCREZIA	9,550											5,500	4,050		9,550				
73	AIACE	167,450						47,650				39,150				41,350				39,300
	MARAZZATO ERIKA	55,475	8,000	7,700	8,000	7,350	-0,10(2)	15,475	5,200	8,500		13,700	6,100	6,950		13,050	5,800	7,450		13,250
	BUSATTO MARTINA	43,200	8,000	7,800	8,000	7,300		15,550					6,500	8,450		14,950	6,300	6,400		12,700
	PIGOZZO SOFIA	29,975	8,000	8,550	8,000	8,700		16,625									5,400	7,950		13,350
	MASETTO CHIARA	13,350											6,000	7,350		13,350				
	VOLPATO AURORA	13,000							4,700	8,300		13,000								
	PASTRELLO ANNA	12,450							4,800	7,650		12,450								
74	LA RUOTA	167,400						46,600				39,050				39,500				42,250
	CERVATO VALENTINA	57,225	8,000	7,700	8,000	8,250		15,975	4,900	8,350		13,250	5,800	7,400		13,200	7,000	7,800		14,800
	BERTIATO GAIA	55,350	8,000	7,400	8,000	7,900		15,650	4,800	8,100		12,900	5,100	8,050		13,150	6,300	7,350		13,650
	RETTORE ERIKA	27,875	7,500	7,300	7,500	7,750	-0,10(1)	14,975	5,000	7,900		12,900								
	SARTI ROBERTA	26,950											5,100	8,050		13,150	5,700	8,100		13,800



	Totale	I						II				III				IV			
		D1	E1	D2	E2	Pen	Punt.	D	E	Pen	Punt.	D	E	Pen	Punt.	D	E	Pen	Punt.
75	CORPO LIBERO GT																		
	166,875																		
	47,575																		
	40,250																		
	39,700																		
	39,350																		
	JENI ENRICA	8,000	9,000	8,000	8,750		16,875	6,000	8,200		14,200	7,500	6,500		14,000	7,600	7,600		15,200
	DORIA GIULIA	7,500	8,200	7,500	8,200		15,700					6,500	6,450		12,950	6,300	7,100		13,400
	SALVATO IRENE	7,500	7,900	6,500	8,100		15,000	4,800	8,350		13,150								
	BREDA MARTINA							4,700	8,200		12,900					4,400	6,350		10,750
	VILLATORA GIADA											5,300	7,450		12,750				
76	EDERA FORLI'																		
	166,325																		
	47,825																		
	38,100																		
	39,350																		
	41,050																		
	BALBO GAIA	8,000	8,200	8,000	8,350		16,275	6,100	8,000		14,100	7,000	7,150		14,150	7,100	7,150	-0,10	14,150
	MONARI CATERINA	8,000	7,350	8,000	7,500		15,425	6,000	6,900		12,900	6,900	7,350		14,250	6,400	6,450		12,850
	GIANNINI COSTANZA	8,000	8,350	8,000	7,900		16,125	4,000	7,100		11,100	6,800	4,150		10,950	7,000	7,150	-0,10	14,050
77	BENTEGODI																		
	165,825																		
	48,375																		
	34,850																		
	42,300																		
	40,300																		
	BLASI MARTINA	8,000	8,450	7,500	9,050		16,500	4,900	7,450		12,350	6,900	8,000		14,900	7,400	6,500		13,900
	CAROLEO LARA	7,500	8,750	7,500	8,100		15,925	5,100	6,450		11,550	5,900	7,750		13,650				
	SOFFIATI RACHELE	7,500	8,500	7,500	8,400		15,950									6,300	6,650		12,950
	MARCHESE CHIARA MARIA											6,100	7,650		13,750	6,000	7,450		13,450
	CAMPO FRANCESCA							4,500	6,450		10,950								
78	GINN. TRENTO																		
	165,350																		
	46,550																		
	39,000																		
	40,300																		
	39,500																		
	TOMASI FEDERICA	8,000	7,450	7,500	7,800		15,375	5,400	8,100		13,500	6,700	6,000		12,700	6,500	5,850		12,350
	FAES GIULIA	7,500	8,500	7,500	8,650		16,075									6,100	7,750		13,850
	ONORATI BENEDETTA ANDREA	8,000	7,300	7,500	7,400		15,100									6,800	6,500		13,300
	FERRARI SOFIA							6,100	7,500		13,600	7,400	6,850		14,250				
	SILIGARDI SOFIA											5,800	7,550		13,350				
	TASIN GIULIA							4,900	7,000		11,900								
79	UNIONE TRECATESE																		
	165,325																		
	46,725																		
	37,900																		
	40,750																		
	39,950																		
	IACOMETTI GAIA							5,000	7,800		12,800	7,200	7,450		14,650	7,200	6,850		14,050
	FERRARI MARIA VITTORIA	8,000	7,550	8,000	7,700		15,625	4,900	8,100		13,000	6,600	6,350	-0,10	12,850				
	SALERNO MARTINA							4,600	7,500		12,100	7,000	6,250		13,250	6,400	6,450		12,850
	DE SANTIS MARIA GIADA	8,000	7,550	6,500	8,550	-0,10(2)	15,250									6,600	6,450		13,050
	DEVECCHI GRETA	7,500	8,150	8,000	8,150	-0,10(2)	15,850												
	BUSSOLINI GRETA																		



	Totale	I						II				III				IV							
		D1	E1	D2	E2	Pen	Punt.	D	E	Pen	Punt.	D	E	Pen	Punt.	D	E	Pen	Punt.				
80	NARDI JUVENTUS	162,450																					
	SEGHETTI VIOLA	59,200	8,000	8,100	8,000	7,900		16,000	7,400	7,900			15,300	7,100	5,600			12,700	7,600	7,600		15,200	
	D'AMORE CLARA	42,800	8,000	8,300	7,500	7,500		15,650	4,600	8,400			13,000					6,800	7,350			14,150	
	ALIGHIERI NICOLE	24,850												6,300	6,050			12,350	5,700	6,800		12,500	
	MANCINI SOFIA	22,050							4,600	8,300			12,900	4,900	4,750	-0,50		9,150					
	RIBICHINI SARA	13,550	7,500	5,950	6,500	7,150		13,550															
81	RICCIONE	159,600						48,650					37,000					36,800					37,150
	SAVORETTI ANITA	56,450	8,000	8,000	8,000	8,400		16,200	5,200	8,350			13,550	7,300	5,150			12,450	6,900	7,350		14,250	
	QUATTRINI IRENE	53,300	8,000	9,150	8,000	8,550	-0,10(2)	16,800	4,900	7,250			12,150	6,100	6,650			12,750	6,000	5,600		11,600	
	MEDARDI SARA	38,550	7,500	7,950	7,500	8,350		15,650						4,800	6,800			11,600	5,200	6,100		11,300	
	PINO MONICA	11,300							4,300	7,000			11,300										
82	ATESINA	159,175						46,175					36,000					37,500					39,500
	FRANCESCONI VALENTINA	58,750	8,000	8,900	8,000	8,400	-0,10(2)	16,600	5,900	6,850			12,750	8,000	6,300			14,300	7,900	7,200		15,100	
	BERETTA GIULIA	37,600							6,200	6,750			12,950	7,100	5,500			12,600	5,900	6,150		12,050	
	MARINELLO SARA	34,850	5,000	8,700	5,000	9,200		13,950	3,700	6,600			10,300	5,700	4,900			10,600					
	CARDINALE CHIARA	27,975	8,000	8,000	8,000	7,550	-0,15	15,625											6,500	5,850		12,350	
83	CAMPANIA 2000	148,175						42,925					35,100					32,800					37,350
	MILANO GABRIELLA	41,475	8,000	8,250	7,500	8,000		15,875						5,400	7,300			12,700	5,600	7,300		12,900	
	ALOTTI IRENE	38,975	7,500	6,350	6,500	8,200		14,275	4,600	7,750			12,350						5,200	7,150		12,350	
	TOSCANO ANDREA NOEMI	22,900												4,600	6,200			10,800	5,100	7,000		12,100	
	MILANO VALERIA LUDOVICA	21,250							4,600	7,350			11,950	4,400	4,900			9,300					
	VALLETTA MARTINA	12,775	8,000	6,650	7,500	7,400	-2,00	12,775															
	ZECCOLINI VITTORIA	10,800							3,800	7,000			10,800										