









INTERMEDIATE RESULTS
WOMEN'S QUALIFICATION - TEAM
AFTER SUBDIVISION 5 OF 10

FRI 7 OCT 2011 - 20:00

Rank	Bib	NOC Name					Total	Ind. Rank
1 ROU - Romania								
	751	PONOR C	14.766		15.000	14.200	43.966	(71)
	753	PORGRAS A	13.900	12.666	14.400	13.866	54.832	(4)
	754	CHELARU DM	14.633	13.533		14.233	42.399	(81)
	755	RACEA EA	14.400	13.666	14.733		42.799	(78)
	756	Haidu RO	14.366	13.833	14.533	13.733	56.465	(1)
	757	BULIMAR DL		12.433	14.066	14.400	40.899	(84)
Total			<u>58.165</u>	(1) 53.698 (2)	58.666 (1)	56.699 (1)	227.228	
2 AUS - Australia								
	592	BRENNAN A	13.766		14.125	13.600	41.491	(83)
	593	BROWN GR	13.633	13.600	13.266	12.500	52.999	(9)
	594	LITTLE E	14.533	13.566	13.533	13.100	54.732	(5)
	595	MILLER L		14.300		13.600	27.900	(99)
	596	MITCHELL L	14.300	13.600	14.033	14.391	56.324	(2)
	597	MONCKTON MA	13.466	12.500	14.166		40.132	(88)
Total			<u>56.232</u>	(2) 55.066 (1)	55.857 (2)	54.691 (2)	221.846	
3 CAN - Canada								
	621	GERBER M	13.566		13.200	13.800	40.566	(85)
	623	GARDINER M		13.066	12.933	12.766	38.765	(89)
	624	LEBLOND-CHARTRAND	14.100	12.900			27.000	(100)
	625	LEE C	13.733	13.800	13.466	13.633	54.632	(7)
	626	PEGG D	13.900	12.266	12.200	13.666	52.032	(19)
	627	VACULIK K	13.666	12.966	13.733	12.466	52.831	(12)
Total			<u>55.399</u>	(4) 52.732 (3)	53.332 (3)	53.865 (3)	215.328	
4 NED - Netherlands								
	742	van GERNER C	13.466	14.166	14.300	13.533	55.465	(3)
	743	GOEDKOOP JR	13.500	12.966	13.466	13.066	52.998	(10)
	744	MASELA W	13.966	12.000	13.000	13.333	52.299	(16)
	745	MOSHAGE Y	13.600				13.600	(106)
	746	RIJKEN M	13.533	12.933	12.400	12.866	51.732	(25)
	747	WEVERS L		11.600	12.533	12.933	37.066	(94)
Total			<u>54.599</u>	(5) 52.065 (4)	53.299 (4)	52.865 (4)	212.828	

INTERMEDIATE RESULTS WOMEN'S QUALIFICATION - TEAM AFTER SUBDIVISION 5 OF 10

FRI 7 OCT 2011 - 20:00

Rank	Bib	NOC Name					Total	Ind. Rank
5 MEX - Mexico								
	732	GARCIA RODRIGUEZ .	12.933	12.666	12.433	13.966	51.998	(20)
	733	CANTU MATA M		10.733	12.441		23.174	(102)
	734	ESTRADA MARTINEZ Y	13.533		13.116	12.066	38.715	(90)
	735	SALAZAR GUTIERREZ	13.666	11.733	12.033	12.000	49.432	(32)
	736	LAGO SERNA AE	13.700	11.533	13.766	13.733	52.732	(13)
	737	MORENO MEDINA AC	14.633	10.866		12.900	38.399	(91)
		Total	<u>55.532</u> (3)	46.798 (6)	51.756 (5)	52.665 (5)	206.751	
6 VEN - Venezuela								
	822	BRICENO FRONTADO F	13.400	11.433	10.666	11.100	46.599	(51)
	823	LOPEZ J	13.566	13.966	13.266	13.933	54.731	(6)
	824	MEDINA CHAVEZ YA	13.300	12.600		11.433	37.333	(93)
	825	PENA MUNOZ MY	13.533		11.766	12.400	37.699	(92)
	826	ROJAS I	13.333	11.466	11.833	12.300	48.932	(36)
	827	SOTILLO VILLANUEVA		10.883	12.066		22.949	(103)
		Total	<u>53.832</u> (6)	49.465 (5)	48.931 (8)	50.066 (8)	202.294	
7 UZB - Uzbekistan								
	811	KARIMDJANOVA D		9.233	11.200		20.433	(105)
	812	ABDUSALIMOVA D	13.133	9.633	13.133	12.866	48.765	(38)
	813	ELIZAROVA D	13.166	12.866	13.033	13.666	52.731	(14)
	814	GALIULINA L	13.200	12.733	13.000	13.133	52.066	(18)
	815	SAPARBAEVA A	12.900	11.333	11.400	12.666	48.299	(43)
	816	SOBIROVA I	12.866			12.566	25.432	(101)
		Total	<u>52.399</u> (7)	46.565 (7)	50.566 (7)	52.331 (6)	201.861	
8 GRE - Greece								
	681	MITRAKOU P	13.033	11.233	12.366	12.500	49.132	(34)
	682	STAMATIADOU D	11.833	10.066	12.266	12.766	46.931	(48)
	683	TRICHOPOULOU MM				12.066	12.066	(108)
	684	TSAKOU E	12.633	9.766	11.933	11.733	46.065	(58)
	685	MILLOUSI V	12.833	12.733	14.450	13.400	53.416	(8)
	686	SYRIGOU ANTONIOU A	12.533	10.800	11.891		35.224	(96)
		Total	<u>51.032</u> (8)	44.832 (8)	51.015 (6)	50.732 (7)	197.611	

Note:
Underlined totals indicate starting apparatus.
Italics indicate the low (discarded) score.

Legend:
Ind. Individual

 Vault

 Uneven Bars

 Beam

 Floor